



2017-2018 IUPUI JAGUARS BASKETBALL

IUPUI

SCHEDULE/RESULTS

(2-6, 0-0 HORIZON)

Date	Opponent	Result/Time
Nov. 3	# Carroll Univ.	W, 65-56
Nov. 11	at Bradley	L, 53-68
Nov. 13	Anderson	W, 75-43
Nov. 17	at Eastern Illinois	L, 79-80
Nov. 21	Morehead State	W, 67-61
Nov. 28	at Western Illinois	L, 77-90
Dec. 2	at Ball State	L, 64-83
Dec. 6	SIUE	L, 81-82
Dec. 10	at No. 21/21 Purdue	L, 61-86
Dec. 16	at Washington State	6:00 pm
Dec. 18	at Gonzaga	9:00 pm
Dec. 22	IU Kokomo	12:00 pm
Dec. 28	*at Northern Kentucky	7:30 pm
Dec. 30	*at Wright State	4:00 pm
Jan. 2	*at Green Bay	8:00 pm
Jan. 4	*UIC	7:00 pm
Jan. 10	*Milwaukee	7:00 pm
Jan. 12	*Green Bay	7:00 pm
Jan. 16	*Detroit Mercy	7:00 pm
Jan. 18	*at Cleveland State	7:00 pm
Jan. 20	*at Youngstown State	7:00 pm
Jan. 27	*at UIC	4:00 pm
Feb. 2	*at Detroit Mercy	7:00 pm
Feb. 4	*at Oakland	12:00 pm
Feb. 8	*Cleveland State	7:00 pm
Feb. 10	*Youngstown State	1:00 pm
Feb. 16	*at Milwaukee	8:00 pm
Feb. 19	*Oakland	7:00 pm
Feb. 23	*Wright State	11:00 am
Feb. 25	*Northern Kentucky	1:00 pm
Mar. 2	HL Tourney (1st rd)	tba
Mar. 3	HL Tourney (2nd rd)	tba
Mar. 4	HL Tourney (3rd rd)	tba
Mar. 5	HL Semifinals	tba
Mar. 6	HL Championship	tba

denotes exhibition

* denotes Horizon League games

& denotes Horizon League Tournament games

MEDIA COVERAGE

TV: Pac-12 Network

Video Stream: Pac-12.com

Audio: none

Live Stats: IUPUIJags.com

Twitter: @IUPUIJaguars / @IUPUIMensBball

MBB CONTACT

Ed Holdaway - IUPUI Assistant AD

Email: eholdawa@iupui.edu

Twitter: @EdHoldaway

Cell: 317-908-2645

'03 NCAA TOURNAMENT, 2010 CBI

IUPUI (2-6) at WASHINGTON STATE (6-3)

Saturday, December 16, 2017 • 3:00 p.m. Pacific (6 Eastern) • Pullman, Wash. • Beasley Coliseum (11,671)



STAT BREAKDOWN

IUPUI (2-6)	Washington State (6-3)
69.6	PPG 77.3
74.1	Opp. PPG 76.6
44.3%	FG% 45.0%
48.7%	Opp. FG% 44.4%
32.1 (-0.5)	RPG (Margin) 35.6 (-2.1)
32.5%	3FG% 39.2%
69.2%	FT% 71.7%
14.5 (+1.3)	TO/G (Margin) 13.0 (-1.2)
322	RPI 132

SERIES BREAKDOWN

Overall:	first-ever meeting
Gardner vs. WSU:	0-0
in Pullman:	0-0
in Indianapolis:	0-0
neutral:	0-0
Last Meeting:	n/a
Outcome:	n/a
Streak:	n/a
Quick Note:	first-game vs. Pac-12 team since 2008 Arizona St. 59, IUPUI 58 (ot) - Phoenix, Ariz.

THE JAGUARS



PROBABLE STARTERS (based on last game)

No.	Name	Yr.	Pos.	Ht.	Hometown	PPG	RPG	APG	FG%	3FG%	FT%
10	Nick Rogers	So.	G	6-1	Indianapolis, Ind.	4.4	0.8	2.8	.421	.364	.500
22	D.J. McCall	Jr.	G	6-6	Fort Wayne, Ind.	6.9	5.1	1.9	.452	.333	.538
25	Ron Patterson	Sr.	G	6-2	Indianapolis, Ind.	10.5	2.4	2.3	.408	.333	.857
24	Evan Hall	Jr.	F	6-7	Hindman, Ky.	7.1	3.9	0.7	.434	---	.190
45	Aaron Brennan	Sr.	F	6-6	Noblesville, Ind.	13.8	4.5	1.9	.462	.267	.762

OFF THE BENCH

0	Jaylen Minnett	Fr.	G	6-1	Terre Haute, Ind.	8.0	1.4	1.5	.413	.433	.929
1	T.J. Henderson	Jr.	G	6-0	Indianapolis, Ind.	9.9	2.5	2.9	.389	.267	.806
12	Chad Hudson	So.	G	5-11	Jeffersonville, Ind.	1.7	0.3	0.7	.500	.000	.600
31	Maurice Kirby	Gr.	F	6-9	Chandler, Ariz.	5.5	4.8	0.9	.571	---	.571
32	Elyjah Goss	R-Fr.	F	6-7	Bolingbrook, Ill.	4.9	4.5	0.5	.438	.333	1.000
35	Noah Thomas	So.	F/C	6-9	Lafayette, Ind.	2.0	2.0	0.0	1.000	---	1.000
40	Evan Borgman	R-Fr.	F	6-9	Batesville, Ind.	2.7	1.3	0.0	.667	.000	1.000

QUICK HITTERS

• IUPUI is amidst a stretch of three straight road games, all against national powerhouses over the next eight days. The stretch began with an 86-61 defeat at No. 21/21 Purdue (9-2) before Jags will play at Washington State (Dec. 16) and No. 12/13 Gonzaga (Dec. 18) on the current two-game trip to Washington.

• IUPUI has opened the season 2-4 in all four years since Gardner took over and never gotten back to .500 at any point in the seasons. All four years, the Jags have begun at 2-2 and dropped the fifth and sixth games of the season.

• **Aaron Brennan** is the lone IUPUI player to have started all seven games this season. Gardner has tried five different combinations in the season's opening seven contests with eight different players having made at least one start.

• IUPUI made the move to the Horizon League in the offseason after spending 19 years at the Division I level as a member of The Summit League. The Jaguars were picked to finish tenth in the league according to the preseason polls and no member of the Jaguars' roster earned preseason plaudits.

• The Jaguars graduated their top three players from a season ago in seniors **Darell Combs** (16.8 ppg, 63 3's), **Matt O'Leary** (13.9 ppg, 6.1 rpg, 68 3's) and **Kellon Thomas** (9.5 ppg, 90 FT%). All three started all 32 games last season and Combs (Italy) and O'Leary (Spain) are playing professionally overseas this season.

• The group of returners is keyed by seniors **Ron Patterson** (9.3 ppg, 62 3's) and **Aaron Brennan** (8.4 ppg, 3.5 rpg) and juniors **Evan Hall** (7.6 ppg, 58.9 FG%), **T.J. Henderson** (5.9 ppg) and **D.J. McCall** (4.8 ppg, 5.0 rpg).

2017-2018 ROSTER

NUMERIC ROSTER

##	Name	Pos.	Ht.	Wt.	Yr.	Hometown/High School (Previous)
0	Jaylen Minnett	G	6-1	180	Fr.	Terre Haute, Ind./Terre Haute South
1	T.J. Henderson	G	6-0	160	Jr.	Indianapolis, Ind./Scecina
5	Camron Justice #	G	6-3	180	Jr.	Hindman, Ky./Knott County Central (Vanderbilt)
10	Nick Rogers	G	6-1	170	So.	Indianapolis, Ind./Traders Point Academy (Toledo)
12	Chad Hudson	G	5-11	175	So.	Jeffersonville, Ind./Jeffersonville / Don Bosco Prep
15	Ahmed Ismail #	C	7-1	260	Sr.	Cairo, Egypt/Nakhas Zagazig (Manhattan)
22	D.J. McCall	G	6-6	190	Jr.	Fort Wayne, Ind./Concordia Lutheran
24	Evan Hall	F	6-7	200	Jr.	Hindman, Ky./Knott County Central
25	Ron Patterson	G	6-2	200	Sr.	Indianapolis, Ind./Broad Ripple (Syracuse)
31	Maurice Kirby	F	6-9	240	Gr.	Chandler, Ariz./Basha (Loyola [Ill.])
32	Elyjah Goss	F	6-7	190	R-Fr.	Bolingbrook, Ill./Plainfield East
35	Noah Thomas	F/C	6-9	235	So.	Lafayette, Ind./Bridgton [Maine] Academy
40	Evan Borgman	F	6-9	205	R-Fr.	Batesville, Ind./Jac-Cen-Del
45	Aaron Brennan	F	6-6	225	Sr.	Noblesville, Ind./Guerin Catholic

will sit out the 2017-18 season as a Division I transfer; ^ expected to redshirt the 2017-18 season

COACHING STAFF

Head Coach:	Jason Gardner
Alma Mater:	Arizona, '11
Career Record:	(39-64; 4th season)
IUPUI Record:	(39-64; 4th season)
Conference Record:	(22-26; 4th season)
Associate Head Coach:	Matt Crenshaw
Alma Mater:	IUPUI, '04
Assistant Coach:	Roy Hairston
Alma Mater:	Purdue, '97
Assistant Coach:	Matt Bringman
Alma Mater:	Palm Beach Atlantic, '06
Senior Advisor:	Andy Fagan
Alma Mater:	Indiana, '01
Strength Coach:	Jason Quarles
Alma Mater:	IUPUI, '12

PRONUNCIATION GUIDE

Jaylen MINNETT	(min- NET)
ELYJAH Goss	(uh-lye- JUH)

RADIO / TV ROSTER



#0 - JAYLEN MINNETT
6-1 // Fr. // G
Terre Haute, Ind.



#1 - T.J. HENDERSON
6-0 // So. // G
Indianapolis, Ind.




#10 - NICK ROGERS
6-1 // So. // G
Indianapolis, Ind.



#12 - CHAD HUDSON
5-11 // So. // G
Jeffersonville, Ind.



#22 - D.J. McCALL
6-6 // Jr. // G
Fort Wayne, Ind.



#24 - EVAN HALL
6-7 // Jr. // F
Hindman, Ky.




#25 - RON PATTERSON
6-2 // Sr. // G
Indianapolis, Ind.



#31 - MAURICE KIRBY
6-9 // Gr. // F
Chandler, Ariz.




#32 - ELYJAH GOSS
6-7 // R-Fr. // F
Bolingbrook, Ill.



#35 - NOAH THOMAS
6-9 // So. // F/C
Lafayette, Ind.



#40 - EVAN BORGMAN
6-9 // R-Fr. // F
Batesville, Ind.



#45 - AARON BRENNAN
6-6 // Sr. // F
Noblesville, Ind.

CAREER DOUBLE-DIGIT PERFORMANCES/STARTS

Double-Digit Scoring Games

Name	Season	Career
Brennan	4	22
Goss	1	1
Hall	3	16
Henderson	7	20
Kirby	1	1
McCall	1	8
Minnett	3	3
Patterson	4	22

20+ Point Scoring Games

Name	Season	Career
Brennan	2	2
Hall	0	1
McCall	1	2

Double-Digit Reb. Games

Name	Season	Career
Brennan	0	1
Goss	1	1
Hall	0	3
McCall	0	3

Double-Doubles

Name	Season	Career
Brennan	0	1
Hall	0	2

Games Started

Name	Season	Career
Brennan	8	50
Hall	7	41
Henderson	5	7
Kirby	1	1
McCall	5	42
Minnett	4	4
Patterson	7	17
Rogers	3	3

POLLS						HORIZON LEAGUE					
ASSOCIATED PRES			COACHES			HORIZON LEAGUE STANDINGS			IUPUI IN HORIZON LEAGUE STATS		
<i>Week 6 (Dec. 11)</i>			<i>Week 6 (Dec. 11)</i>			<i>through Dec. 13</i>			<i>as of Dec. 13 [denotes NCAA ranking]</i>		
Rank	Team (1st)		Rank	Team (1st)		Team	Overall (Pct.)	HL (Pct.)	Category	HL [Nat Rk.]	Stat
1	Villanova (41)		1	Villanova (22)		Northern Kentucky	7-3 (.700)	0-0 (.000)	Scoring	6th	69.6 ppg
2	Michigan State (19)		2	Michigan State (10)		Oakland	6-4 (.600)	0-0 (.000)	Scoring Defense.....	7th	74.1 ppg
3	Wichita State		3	Wichita State		Wright State	6-4 (.600)	0-0 (.000)	Scoring Margin.....	9th	-4.5 ppg
4	Duke		4	Duke		Milwaukee.....	6-5 (.545)	0-0 (.000)	Free Throw %	6th	69.2%
5	Arizona State (5)		5	Kentucky		Detroit Mercy	4-6 (.400)	0-0 (.000)	Field Goal %	4th	44.3%
6	Miami		6	Arizona State		Cleveland State.....	3-6 (.333)	0-0 (.000)	Field Goal % Def	9th	48.7%
7	North Carolina		7	North Carolina		Green Bay	3-6 (.333)	0-0 (.000)	3Pt Field Goal %	5th	32.5%
8	Kentucky		8	Miami		UIC	3-6 (.333)	0-0 (.000)	3Pt Field Goal % Def....	9th	40.1%
9	Texas A&M		9	Xavier		IUPUI	2-6 (.250)	0-0 (.000)	Rebounding Offense....	10th	32.1 rpg
10	Xavier		10	Texas A&M		Youngstown State.....	2-8 (.200)	0-0 (.000)	Rebounding Defense ...	3rd	32.6 rpg
11	West Virginia		11	West Virginia		UPCOMING SCHEDULE					
12	Gonzaga		12	Gonzaga		Date	Game	Time	Blocked Shots	5th	3.1 bpg
13	Kansas		13	Gonzaga		12/16	Michigan vs. Detroit	12pm	Assists	5th	14.1 apg
14	TCU		14	TCU			Loyola at Milwaukee	2pm	Steals	5th	7.3 spg
15	Seton Hall		15	Seton Hall			Wright State at Toledo	2pm	Turnover Margin.....	6th	+1.3/game
16	Virginia		16	Virginia			Michigan State at Oakland	2:30pm	Assist/TO Ratio	4th	0.97 a/to
17	Purdue		17	Purdue			IUPUI at Washington State	6pm	Offensive Rebounds....	2nd	11.9 rpg
18	Notre Dame		18	Notre Dame			UW Parkside at Green Bay	7pm	Defensive Rebounds....	10th	20.3 rpg
19	Florida State		19	Florida State		12/17	Northern Kentucky at UMBC	12pm	3Pt Field Goals Made...	7th	6.8/game
20	Tennessee		20	Tennessee					Home Attendance.....	10th	998/game
21	Baylor		21	Baylor		12/18	Youngstown State at Idaho St.	8pm	Player Horizon [Nat'l Rk.]		
22	Florida		22	Florida			IUPUI at Gonzaga	8pm	Aaron Brennan		
23	Arizona		23	Arizona			Rockford at Green Bay	8pm	FG%	7th	46.2%
24	Texas Tech		24	Oklahoma		12/19	Cleveland State at Niagara	7pm	Scoring	13th	13.8 ppg
25	Cincinnati		25	Creighton			East Tennessee St. at Detroit Mercy	7pm	Blocked Shots	15th	0.8 bpg
							Wright State at Missouri State	8pm	T.J. Henderson		
							UIC at Illinois State	8pm	FT%	7th	80.6%
							Northern Kentucky at Texas A&M	8pm	Assists	13th	2.9 apg
						12/20	Towson at Oakland	7pm	D.J. McCall		
							Youngstown State at Utah State	8pm	Off. Reb.	1st	3.1 rpg
						12/21	Cleveland State at Cincinnati	7pm	Steals	5th	1.9 spg
							Bowling Green at Green Bay	7pm	Rebounding	15th	5.1 rpg
							UIC at Northern Illinois	8pm	Ron Patterson		
						12/22	IU Kokomo at IUPUI	12pm	3FG/Gm.	11th	2.0/game
							Eastern Michigan at Oakland	7pm	Steals	13th	1.4 spg
							Murray State at Detroit Mercy	7pm	Minutes	13th	29.8 mpg
							Western Michigan at Milwaukee	7pm			
							Wright State at Georgia Tech	9pm			
						12/23	Toledo at Cleveland State	2pm			
							Trinity Christian at UIC	4pm			
							Green Bay at Wisconsin	5:30pm			
						12/28	Oakland at Milwaukee	7pm			
							UIC at Wright State	7pm			
							IUPUI at Northern Kentucky	7:30pm			
							Detroit Mercy at Green Bay	8pm			
						12/29	Cleveland State at Michigan State	6pm			
							Youngstown State at Indiana	8pm			
						12/30	Oakland at Green Bay	1pm			
							IUPUI at Wright State	4pm			
							UIC at Northern Kentucky	7pm			
							Detroit Mercy at Milwaukee	7pm			

MID-MAJOR TOP 25

December 11

Rk	Team (1st)	Record	Pts.	Prev.	Conf.
1.	Gonzaga (31)	8-2	775	1	West Coast
2.	Saint Mary's	8-2	738	3	West Coast
3.	Loyola Chicago	10-1	681	9	Missouri Valley
4.	Albany	10-1	662	6	America East
5.	BYU	8-2	624	7	West Coast
6.	Northern Iowa	8-2	571	12	Missouri Valley
7.	Charleston	7-2	526	8	Colonial
8.	Towson	10-1	519	14	Colonial
9.	UT Arlington	7-3	493	2	Sun Belt
10.	Louisiana	7-2	474	11	Sun Belt
11.	Valparaiso	8-2	451	5	Missouri Valley
12.	FGCU	7-4	417	16	Atlantic Sun
13.	Vermont	6-4	370	4	America East
14.	Northern Kentucky 7-3	340	10		Horizon
15.	Georgia Southern	7-2	291	17	Sun Belt
16.	Central Michigan	8-1	289	NR	Mid-American
17.	Missouri State	9-3	202	15	Missouri Valley
18.	Furman	7-3	166	23	Southern
19.	Stephen F. Austin	9-1	165	NR	Southland
20.	UC Davis	7-2	132	25	Big West
21.	UC Santa Barbara	8-2	124	NR	Big West
22.	South Dakota State	8-4	116	19	Summit
23.	Evansville	8-2	99	NR	Missouri Valley
24.	Portland State	8-2	75	NR	Big Sky
25.	South Dakota	9-3	73	NR	Summit

SERIES HISTORY

WASHINGTON ST. (0-0)

Date Loc Score W/L
FIRST-EVER MEETING

NEWS, NOTES & STORYLINES

SERIES BREAKDOWN

Today marks the first-ever meeting between IUPUI and Washington State on the hardwood.

NEW FIVES

IUPUI head coach **Jason Gardner** has continued to tweak the Jaguars' starting five, having used six different quintets in the season's first eight games. Senior **Aaron Brennan** is the lone Jag to have started all eight games and **Ron Patterson** and **Evan Hall** have each started seven times. Eight different players have at least one start this season.

HOT BENCH

As a result of the shuffling lineups, the IUPUI bench has been especially strong, averaging 22.6 points per game, including a season-high 42 at Purdue. In that game, IUPUI had three players in double-digits off the bench in **Maurice Kirby** (16 pts), **Jaylen Minnett** (12) & **T.J. Henderson** (10).

KIRBY'S CAREER NIGHT

The well traveled **Maurice Kirby** had his best night at the Division I level at Purdue, tallying a career-high 16 points (8-12 FG) and four rebounds in 23 minutes. It marked the first double-digit scoring game in the graduate transfer's career, including his two seasons at Loyola. Kirby also collected a pair of steals in the loss.

NEW NIGHT, NEW SCORER

It's seemingly been a new leading scorer every night for the Jaguars this season as four different players have been the team's top scorer and nobody has scored in double-digits in every game. Junior **T.J. Henderson** has a team-high seven double-digit scoring games while **Aaron Brennan** and **Ron Patterson** are next in line with four each.

TOUGH THREE

IUPUI is amidst arguably the toughest three-game stretch in program history. The Jags lost 86-61 at No. 21/21 Purdue (Dec. 10) and will take on Washington State (Dec. 16) and last year's national runner-up, No. 12/13 Gonzaga (Dec. 18) on the current two-game trip.

DEFENDING THE TREY

The Jaguars have struggled to defend the three-point line in the season's early going, yielding 40.1 percent through eight games. Below are some instances of the Jaguars' woes, both individually and collectively:

- at Bradley (57.1%) - Nate Kennell (5-of-9)
- at EIU (45.0%) - Terrell Lewis (7-of-9)
- at WIU (58.8%) - Kobe Webster (5-of-7)
- vs. SIUE (68.8%)

IUPUI is 0-6 this season when hitting fewer threes than opponents this year and 2-0 when making the same number or more threes than foes.

MAKE SHOTS, WIN GAMES

The most telling number of outcomes of games under head coach **Jason Gardner** has simply been field goal percentages.

IUPUI is 36-8 (.818) in games in which the Jaguars have shot a better percentage than opponents and just 3-56 (.051) when being outshot.

FIVE KEY NUMBERS

Below are five key numbers from the Jaguars' loss to Purdue.

19-10: IUPUI was ahead 19-10 near the midpoint of the first half after reeling off a 12-0 run.

23: IUPUI allowed a season-high 23 points off turnovers as the Jags turned it over 18 times against the Boilers

16: Career-high scoring night from **Maurice Kirby**, who hit 8-of-12 shots against the Boilermakers' oversized front line

54.4%: Purdue's shooting percentage for the game, fueled by sophomore Carsen Edwards' 11-of-17 shooting night

19: Collective points for the Jaguars' starting five as none of the five finished in double-digits

0-FOR-RANKED

IUPUI has never defeated a ranked opponent, going 0-16 versus the ranked in the program's Division I era. Below is a listing of those 16 results, 11 of which were true road games.

- The Jaguars' average margin of defeat is 20.6 points per game in the 16 total losses:
- 12/13/99 at #2 Arizona L, 41-70
- 12/15/01 vs. #20 Ball State L, 81-103
- 3/21/03 vs. #2 Kentucky L, 64-95 // NCAA - Nashville, TN
- 12/13/03 at #25 Dayton L, 59-61
- 12/18/04 at #18 Louisville L, 60-80
- 11/10/07 at #11 Marquette L, 68-78
- 12/14/08 vs. #20 Arizona St. L, 58-59 (ot) Phoenix, Ariz.

- 11/14/10 at #12 Gonzaga L, 56-86
- 11/21/10 vs. #25 San Diego State L, 46-61 Oxford, Ohio
- 12/9/10 at #2 Ohio State L, 64-75
- 12/22/10 vs. #7 San Diego State L, 54-56 Las Vegas, Nev.
- 12/7/11 at #5 Louisville L, 60-90
- 11/12/12 at #5 Michigan L, 54-91
- 12/7/15 at #11 Purdue L, 53-80
- 12/28/15 at #9 Butler L, 54-92
- 12/10/17 at #21 Purdue L, 61-86

AT THE HORN

Winning games at the horn has been a staple of head coach **Jason Gardner**'s squads. So when IUPUI failed to get a shot off at the buzzer in Friday's 80-79 loss at Eastern Illinois, it was almost a surprise. Since Gardner took over, IUPUI has won four games in the closing seconds, including two as time expired:

P.J. Boutte 15' floater at the horn vs. Ball State (71-69 / Nov. 22, 2014)

Marcellus Barksdale layup at the horn at IPFW (84-82 / Jan. 23, 2016)

Jordan Pickett wing 3 with :02 vs. NDSU (73-72 / Jan. 31, 2016)

Darell Combs wing J with :01.5 vs. SDSU (85-83 / Jan. 18, 2017)

FRESH STARTS

In the season opener at Bradley, true freshman **Jaylen Minnett** became the first IUPUI true rookie to start his debut since **Alex Young** did so against Northeastern in 2008.

Minnett had five points, two boards and an assist in his IUPUI debut.

JAGS LOCK UP RAVENS

While head coach **Jason Gardner** has preached defense in the preseason, the win over Anderson was especially impressive in that IUPUI held the Ravens to just 43 points. The 43 were the fewest by a foe since Gardner took over the program and just the second time an IUPUI opponent tallied less than 50 in the Gardner-era (49 vs. Denver on Jan. 10, 2015).

The 43 points allowed was the lowest total by an IUPUI opponent since holding Western Illinois to 42 on Feb. 6, 2010.

CUPBOARD CHECK

IUPUI brings back seven returners from last season, five of whom saw meaningful minutes. Below is a rundown of the Jaguars' top statistical returners, along with some key numbers.

Stat (% Returning): Top Returners

Scoring (45.8%): Patterson (9.3), Brennan (8.4)

Rebounding (56.9%): Hall (5.2), McCall (5.0)

Assists (45.3%): Patterson (6.4), Henderson (5.2)

Minutes (50.2%): Patterson (23.7), McCall (21.2)

FGM (47.3%): Patterson (10.7), Brennan (10.2)

3FGM (43.4%): Patterson (6.2), Henderson (3.0)

FTM (34.3%): McCall (4.5), Brennan (3.9)

Blocks (69.0%): Hall (2.4), Patterson (1.3)

Steals (60.4%): Patterson (4.4), Henderson (3.2)

REBOUNDING BY COMMITTEE

IUPUI's top five rebounders average four boards per game, topped by **D.J. McCall**'s 5.1 caroms per game. McCall does the bulk of his work off the offensive glass, grabbing a Horizon League-best 3.1 boards per game at the offensive end.

9-TO-14

Head Coach **Jason Gardner** insisted throughout the preseason that his team will likely be led by a group of players that'll average anywhere from 9-14 points per game, as opposed to a runaway leader like Combs was last season at 16.8 points per game.

So far, he's been on point as IUPUI's top five scorers (Brennan-Patterson-Henderson-Minnett-Hall) are all averaging between 7-14 points per game.

FULL STRENGTH

The Nov. 21 Morehead State game was the first time all season the Jags were at full strength. **Evan Hall**, **D.J. McCall** and **Nick Rogers** all missed time in the season's first three games.

GRADS

The IUPUI roster boasts a pair of graduates this season as **Maurice Kirby** completed his degree at Loyola (Ill.) and is pursuing his master's in sports journalism. In addition, junior guard **D.J. McCall** completed his undergraduate work in three years and is now pursuing his master's degree at IUPUI.

TRENDING

When head coach **Jason Gardner** took over the IUPUI

NEWS, NOTES & STORYLINES (CONT.)

program prior to the 2014-15 season, he knew it was going to be a lengthy rebuild. The Jags were on the heels of back-to-back 6-26 seasons and 300+ RPI finishes. As expected, Gardner has had IUPUI steadily rising since his takeover:

RPI	Record	Final	Sagarin
2012-13:	6-26	329	332
2013-14:	6-26	322	332
2014-15:	10-21	257	278
2015-16:	13-19	191	226
2016-17:	14-18	217	202

SIXTH OLDEST

Unofficially, senior swingman **Ron Patterson** is the sixth-oldest player in all of college basketball this season and will turn 25 on Jan. 24 of this season. Here is a quick rundown of those older than him going into the season with their ages as of Nov. 10, 2017:

Josh Boutte (Sam Houston St.); 25 years, 307 days
 Gibson Johnson (Hawaii'i); 25 years, 273 days
 Zach Nelson (Utah Valley); 25 years, 143 days
 Isaac Neilson (Utah Valley); 24 years, 352 days
 Kyle Brown (Cornell); 24 years, 345 days
Ron Patterson (IUPUI); 24 years, 296 days

HOOSIER MADE

IUPUI has the second-most Indiana-natives of any team in the country with nine, trailing only Ball State. Of the nine Indiana natives, four are from the Indianapolis-area in **Aaron Brennan, T.J. Henderson, Ron Patterson** and **Nick Rogers**.

NEW LEAGUE, OLD RIVALS

Although IUPUI will be in year one of Horizon League play, that doesn't mean there won't be some recognizable foes in league play.

The most recognizable will be longtime Mid-Con/Summit foe Oakland University, which IUPUI played 36 times between 1998 and 2013 as league foes. Oakland leads the all-time series 25-16, which includes five meetings in the mid-/late 70's.

Another former league foe in the Horizon League is Youngstown State, which IUPUI played six times from 1999-2001 before the Penguins moved leagues. YSU is 8-1 all-time against IUPUI, which includes three meetings from the mid-/late 70's.

Another familiar face is Wright State head coach Scott Nagy, who was the long-time leader of the South Dakota State program before taking over the Raiders a couple seasons ago. While at the helm of the SDSU program, Nagy was 13-7 against the Jaguars.

JUNGLE BOOGIE

The Dec. 22 game will be a throwback of sorts for the IUPUI basketball program as the Jaguars will host IU Kokomo in the on-campus facility. It'll mark the first time under Gardner that IUPUI has played on campus and the first time since Feb. 22, 2014 that the Jaguars have played in The Jungle.

BRING 'EM ON

IUPUI added a new assistant coach in the offseason as **Matt Bringman** joined the Jaguars' staff, replacing Scott Gillespie. Bringman came to IUPUI from South Plains (Texas) College where he helped the Texans to a two-year record of 53-11 and 28-4 in conference play. South Plains was third in the 2017 NJCAA National Championships in Hutchinson, Kan.

Bringman helped a number of players on to Division I opportunities, including Jordan Brangers (Western Kentucky), Raquan Mitchell (Colorado State), Shawntrez Davis (Nevada) and Josh Webster (Texas Tech).

OVERSEAS ADVENTURES

IUPUI's top two players from a season ago - seniors **Darell Combs** and **Matt O'Leary** - are both continuing their playing careers overseas this winter.

Combs inked a deal in early September to play for the Roseto Sharks in Italy's second division. Combs had an NBA workout with the Washington Wizards before ultimately seeking employment overseas.

O'Leary signed in late July to continue his career with Penas Huesca in the LEB Gold - Spain. LEB Gold is the the second division in Spain and known as one of the top leagues in Europe.

In addition, former Jaguars **Alex Young** and **Robert Glenn** are also continuing to play overseas.

ON THE SIDELINES

IUPUI has two Division I-transfers sitting out this season in senior center **Ahmed Ismail** (Manhattan) and junior guard **Camron Justice** (Vanderbilt).

Ismail has one season remaining and averaged 3.9 points and 4.8 rebounds per game as a junior at Manhattan. The 7-foot-1 native of Egypt blocked a team-high 32 shots last season and started 19 games for the Jaspers.

Justice, a high school teammates of **Evan Hall**, was the 2015 Kentucky Mr. Basketball selection and appeared in 33 games at Vanderbilt. The 6-foot-3 sharpshooter shot 38.9 percent from deep as a true freshman, averaging 3.4 points per contest for the Commodores. However, he barely played for Bryce Drew and the new coaching staff, opting to transfer to rejoin Hall.

NEW SIGNEES

IUPUI inked a pair at the start of the fall signing period, adding size in 6-foot-7 **Jack Hansen** (Noblesville, Ind./Guerin Catholic) and 6-foot-10 **Brandon Kenyon** (Caledonia, Ontario/RISE Prep).

Hansen played AAU with Team Blaze Select and was Gardner's first commitment of the 2018 class and chose IUPUI over interest from Valpo, Indiana State and Wright State. He averaged 19 points and nine rebounds per game as a junior and is among the state's top players heading into this season.

Kenyon played AAU with UPLAY Canada and excelled on the Nike EYBL circuit last summer. His UPLAY squad boasts Florida, Central Arkansas and Loyola signees while The RISE Prep program is expected to be among the best in the Ontario Scholastic Basketball Association (OSBA).

BROADCAST INFORMATION

Virtually every IUPUI game will be seen on ESPN3 this season, which includes all 18 Horizon League games. The Jaguars will also make at least seven appearances on ESPN3 during the non-league portion of the schedule.

For home games, the veteran crew of Greg Rakestraw (xpx) and IUPUI Hall of Famer Bob Lovell (analyst) will be on the call.

UNIVERSITY QUICK FACTS

Location	Indianapolis, Ind.
Founded	1969
Nickname	Jaguars
Colors	Red, gold & black
Enrollment	30,690
Affiliation	NCAA Division I
Conference	The Horizon League
Home Facility (Cap.)	Indiana Farmers Coliseum (6,800)
Chancellor	Dr. Nasser Paydar
Athletics Director	Dr. Roderick Perry
Website	www.IUPUIJags.com
Twitter	@IUPUIJaguars
Athletics Phone	(317) 278-5247
Mailing Address	1000 Waterway Blvd. Indianapolis, IN 46202

BASKETBALL HISTORY

First Yr. of basketball	1972
Seasons of basketball	46th
Seasons of Division I basketball	20th
Division I (1998-pres.) Record	248-266 (.481)
NCAA Appearances	1
Last NCAA Appearance	2003
Last Postseason Appearance	2010 (CBI - Second Round)

UNIVERSITY NOTES

ABOUT THE UNIVERSITY

IUPUI is a public research university located in downtown Indianapolis that is the result of a merger of the Purdue Indianapolis Extension Center (1946) and Indiana University Indianapolis (1916). The merger was completed in 1969 and athletics began in 1972.

The university offers more than 200 degree programs and boasts an enrollment over 30,000 (22,000 undergrad and 8,000 postgrad). The university also boasts an endowment of more than \$850 million.

The university is ranked among the Top 200 "National Universities" and ranked 7th for "Up and Coming Schools." U.S. News has ranked IUPUI among the nation's elite for 13 straight years.

ATHLETIC PROWESS

IUPUI was a primary beneficiary of the 1987 Pan-American Games in Indianapolis and continues to boast some world renowned facilities.

The IU Natatorium is located on the IUPUI campus and is among the best swimming & diving facilities in the world. It has hosted the U.S. Olympic Team Trials four different times and 12 NCAA National Championship meets. In addition, the 2017 World Juniors were held at IUPUI and 16 world records have been set in the Natatorium water.

Adjacent west is the Michael A. Carroll Track & Soccer Stadium which has hosted several USA Outdoor Track & Field Championships and NCAA Championships, along with the 1988 US Olympic Trials. Florence Griffith-Joyner set the 100m world record of 10.49 on the track.

In basketball circles, IUPUI is best known as the long-time host of the Nike All-American Camp, which was held on campus for two decades. The nation's top prep players and coaches from every level converged on campus for two weeks each summer in what was considered the elite college recruiting event of the year. Alum included LeBron James, Chris Webber, Allen Iverson, Kevin Garnett, Jason Kidd and Paul Pierce, among many others.

GEORGE HILL

IUPUI's best known basketball alum is current NBAer **George Hill**, who is in his tenth year in the league this season. Hill was originally drafted by the San Antonio Spurs (1st rd., 26th overall) in 2008.

He's played for the Spurs (2008-11), Indiana Pacers (2011-16), and Utah Jazz (2016-17) before signing with the Sacramento Kings this offseason. Hill has played in more than 600 games and made nearly 400 starts in his NBA career.

2017-2018 MISCELLANEOUS STATISTICS

IUPUI'S RECORD WHEN...

	'17-18 Overall	2018 HL	Under Gardner
Home:	2-1	0-0	23-15
Away:	0-5	0-0	15-45
Neutral:	0-0	0-0	1-4
Overtime:	0-0	0-0	4-6
Lead @ Halftime:	2-1	0-0	31-10
Trail @ Halftime:	0-5	0-0	6-51
Tied @ Halftime:	0-0	0-0	2-3
Leading w/ 5:00 left:	2-1	0-0	32-5
Trailing w/ 5:00 left:	0-4	0-0	3-55
Tied w/ 5:00 left:	0-1	0-0	4-4
Shooting 50% or better:	1-2	0-0	19-3
Shooting 40-50%:	1-1	0-0	19-29
Shooting less than 40%:	0-3	0-0	1-32
Shooting better % than opp.	2-1	0-0	36-8
Shooting worse % than opp.	0-5	0-0	3-56
Scoring less than 60:	0-1	0-0	3-23
Score 60-69 pts:	1-2	0-0	5-22
Score 70-79 pts:	1-2	0-0	14-13
Score 80-89 pts:	0-1	0-0	14-6
Score 90+ pts:	0-0	0-0	3-0
Opp. scores less than 60:	1-0	0-0	8-5
Opp. scores 60-69 pts:	1-1	0-0	15-13
Opp. scores 70-79 pts:	0-0	0-0	8-21
Opp. scores 80-89 pts:	0-4	0-0	8-16
Opp. scores 90+ pts:	0-1	0-0	0-9
Commit less TO than opp.	2-3	0-0	21-25
Commit more TO than opp.	0-3	0-0	18-36
Commit same TO as opp.	0-0	0-0	0-3
Outrebound opponent:	1-2	0-0	24-18
Outrebounded:	0-4	0-0	13-44
Rebounding is equal:	1-0	0-0	2-2
Bench outscores opp.:	2-3	0-0	34-34
Bench is outscored:	0-2	0-0	5-25
Bench scoring is equal:	0-1	0-0	0-5
Hit more FT than opp.:	1-2	0-0	24-10
Hit less FT than opp.:	1-4	0-0	14-52
Hit same FT as opp.:	0-0	0-0	1-2
Hit more 3's than opp.:	1-0	0-0	18-21
Hit less 3's than opp.:	0-6	0-0	17-35
Hit same 3's as opp.:	1-0	0-0	4-8
Decided by 5 pts or less:	0-2	0-0	17-16
Decided by 6-10 points:	1-0	0-0	5-18
Decided by 10+ points:	1-4	0-0	17-30
In home whites:	2-1	0-0	24-15
In road blacks:	0-2	0-0	2-17
In road reds:	0-3	0-0	13-32
7 in double-digits:	0-0	0-0	1-0
6 in double-digits:	0-0	0-0	1-0
5 in double-digits:	0-0	0-0	5-3
4 in double-digits:	1-1	0-0	12-8
3 in double-digits:	0-4	0-0	10-20
2 in double-digits:	1-1	0-0	8-27
1 in double-digits:	0-0	0-0	2-4
0 in double-digits:	0-0	0-0	0-2
On Mondays:	1-0	0-0	2-7
On Tuesdays:	1-1	0-0	1-10
On Wednesdays:	0-1	0-0	6-9
On Thursdays:	0-0	0-0	3-9
On Fridays:	0-1	0-0	4-5
On Saturdays:	0-2	0-0	19-20
On Sundays:	0-1	0-0	4-5
In November:	2-3	0-0	8-17
In December:	0-3	0-0	9-18
In January:	0-0	0-0	13-12
In February:	0-0	0-0	8-14
In March:	0-0	0-0	1-3

TIMES LED

Player	TIMES LED					GAMES WITH								TOTAL	
	Pts.	Reb.	Ast.	Stl.	Blk.	10+ Pts.	20+ Pts.	10+ Reb.	3+ Ast.	3+ Blk.	3+ Stl.	3+ 3's		Dunks	Dbl-Dbls
0-Minnett	0/0	0/0	1/1	1/1	0/0	3/3	0/0	0/0	0/0	0/0	0/0	1/1		0/0	0/0
1-Henderson	0/3	0/1	3/10	2/20	0/4	7/20	0/0	0/0	5/14	0/0	1/5	0/4		0/2	0/0
10-Rogers	0/0	0/0	3/3	0/0	1/1	0/0	0/0	0/0	2/2	0/0	0/0	0/0		0/0	0/0
12-Hudson	0/0	0/0	0/0	0/0	0/0	0/0	0/0	0/0	0/0	0/0	0/0	0/0		0/0	0/0
22-McCall	1/5	2/11	3/11	4/16	1/6	1/8	1/2	0/3	2/11	0/0	2/3	1/2		3/14	0/0
24-Hall	0/2	1/13	0/1	0/5	3/20	3/16	0/1	0/3	0/3	0/3	0/0	0/0		0/10	0/2
25-Patterson	2/8	0/0	1/8	2/15	2/8	4/22	0/0	0/0	3/12	1/1	0/5	2/12		3/12	0/0
31-Kirby	1/1	1/1	0/0	0/0	0/0	1/1	0/0	0/0	0/0	0/0	0/0	0/0		1/1	0/0
32-Goss	0/0	2/2	0/0	1/1	1/1	1/1	0/0	1/1	0/0	1/1	0/0	0/0		4/4	0/0
35-Thomas	0/0	0/0	0/0	0/0	0/0	0/0	0/0	0/0	0/0	0/0	0/0	0/0		0/0	0/0
40-Borgman	0/0	0/0	0/0	0/0	0/0	0/0	0/0	0/0	0/0	0/0	0/0	0/0		1/1	0/0
45-Brennan	4/8	2/4	0/5	0/10	2/18	4/22	2/2	0/1	2/6	1/2	0/3	1/2		0/4	0/1

totals listed by season/career

SPECIALTY STATS (IUPUI/OPP)

PP = Points in the Paint; POT = Points off Turnover; 2nd = 2nd Chance Points; BP = Bench Points

Opponent	Result	PP	POT	2nd	BP	Largest Lead	Largest Deficit	Lead Changes	Ties
# Carroll University	W, 65-56	34/20	32/4	14/15	14/15	14	5	6	4
at Bradley	L, 53-68	18/20	13/13	14/10	5/34	3	18	3	1
Anderson University	W, 75-43	38/18	27/12	12/5	24/11	33	-	0	0
at Eastern Illinois	L, 79-80	42/33	11/19	9/12	4/20	7	3	9	13
Morehead State	W, 67-61	24/30	16/12	8/6	17/8	11	-	0	1
at Western Illinois	L, 77-90	34/32	22/11	20/3	28/26	2	28	1	1
at Ball State	L, 64-83	28/40	15/19	6/14	40/28	1	28	2	0
SIUE	L, 81-82	38/22	21/10	12/9	21/21	9	10	12	9
at Purdue	L, 61-86	26/36	16/23	7/7	42/27	9	32	5	2
at Washington State									
at Gonzaga									
IU Kokomo									
*at Northern Kentucky									
*at Wright State									
*at Green Bay									
*UIC									
*Milwaukee									
*Green Bay									
*Detroit Mercy									
*at Cleveland State									
*at Youngstown State									
*at UIC									
*at Detroit Mercy									
*at Oakland									
*Cleveland State									
*Youngstown State									
*at Milwaukee									
*Oakland									
*Wright State									
*Northern Kentucky									
HL Tourney (1st rd)									
HL Tourney (2nd rd)									
HL Tourney (3rd rd)									
HL Semifinals									
HL Finals									
Season Highs		42/40	27/23	20/14	42/34	33	28	12	13
Season Lows		18/18	11/10	6/3	4/8	-	-	-	-
Totals		248/231	141/119	88/66	181/175	-	-	32	27
Averages		31.0/28.9	17.6/14.9	11.0/8.3	22.6/21.9			4.0	3.4

WIN/LOSS MARGINS

Margin	W	L
1		1
2		
3		1
4		
5		
6	1	
7		
8		
9		
10		
11-15		2
16-20		1
21-30		1
30+	1	

2017-2018 IUPUI STATISTICS

THE STAT CREW SYSTEM IUPUI Combined Team Statistics (as of Dec 10, 2017) All games



RECORD:	OVERALL	HOME	AWAY	NEUTRAL
ALL GAMES	2-6	2-1	0-5	0-0
CONFERENCE	0-0	0-0	0-0	0-0
NON-CONFERENCE	2-6	2-1	0-5	0-0

#	Player	gp-gs	min	avg	Total		3-Point		F-Throw		Rebounds				pf		a	to	blk	stl	pts	avg
					fg-fga	fg%	3fg-fga	3fg%	ft-fa	ft%	off	def	tot	avg	pf	dq						
45	BRENNAN, Aaron	8-8	214	26.8	43-93	.462	8-30	.267	16-21	.762	12	24	36	4.5	22	1	15	13	6	8	110	13.8
25	PATTERSON, Ron	8-7	238	29.8	31-76	.408	16-48	.333	6-7	.857	4	15	19	2.4	14	0	18	11	5	11	84	10.5
01	HENDERSON, T.J.	8-5	225	28.1	21-54	.389	8-30	.267	29-36	.806	7	13	20	2.5	11	0	23	21	2	8	79	9.9
00	MINNETT, Jaylen	8-4	189	23.6	19-46	.413	13-30	.433	13-14	.929	5	6	11	1.4	17	0	12	11	0	5	64	8.0
24	HALL, Evan	7-7	146	20.9	23-53	.434	0-0	.000	4-21	.190	9	18	27	3.9	20	0	5	11	5	2	50	7.1
22	McCALL, D.J.	7-5	190	27.1	19-42	.452	3-9	.333	7-13	.538	22	14	36	5.1	20	2	13	14	2	13	48	6.9
31	KIRBY, Maurice	8-1	123	15.4	20-35	.571	0-0	.000	4-7	.571	11	27	38	4.8	14	0	7	11	0	4	44	5.5
32	GOSS, Elyjah	8-0	116	14.5	14-32	.438	2-6	.333	9-9	1.000	11	25	36	4.5	14	0	4	6	3	4	39	4.9
10	ROGERS, Nick	5-3	111	22.2	8-19	.421	4-11	.364	2-4	.500	0	4	4	0.8	13	0	14	11	1	3	22	4.4
40	BORGMAN, Evan	3-0	19	6.3	2-3	.667	0-1	.000	4-4	1.000	1	3	4	1.3	2	0	0	3	0	0	8	2.7
35	THOMAS, Noah	2-0	8	4.0	1-1	1.000	0-0	.000	2-2	1.000	1	3	4	2.0	3	0	0	0	1	0	4	2.0
12	HUDSON, Chad	3-0	21	7.0	1-2	.500	0-1	.000	3-5	.600	0	1	1	0.3	6	0	2	2	0	0	5	1.7
Team											12	9	21		1			2				
Total.....		8	1600		202-456	.443	54-166	.325	99-143	.692	95	162	257	32.1	157	3	113	116	25	58	557	69.6
Opponents.....		8	1600		202-415	.487	69-172	.401	120-170	.706	79	182	261	32.6	140	2	111	126	31	48	593	74.1

TEAM STATISTICS	IUPUI	OPP
SCORING	557	593
Points per game	69.6	74.1
Scoring margin	-4.5	-
FIELD GOALS-ATT	202-456	202-415
Field goal pct	.443	.487
3 POINT FG-ATT	54-166	69-172
3-point FG pct	.325	.401
3-pt FG made per game	6.8	8.6
FREE THROWS-ATT	99-143	120-170
Free throw pct	.692	.706
F-Throws made per game	12.4	15.0
REBOUNDS	257	261
Rebounds per game	32.1	32.6
Rebounding margin	-0.5	-
ASSISTS	113	111
Assists per game	14.1	13.9
TURNOVERS	116	126
Turnovers per game	14.5	15.8
Turnover margin	+1.3	-
Assist/turnover ratio	1.0	0.9
STEALS	58	48
Steals per game	7.3	6.0
BLOCKS	25	31
Blocks per game	3.1	3.9
ATTENDANCE	2996	23440
Home games-Avg/Game	3-999	5-4688
Neutral site-Avg/Game	-	0-0

Date	Opponent		Score	Att.
11/11/17	at Bradley	L	53-68	4936
11/13/17	ANDERSON	W	75-43	1175
11/17/17	at Eastern Illinois	L	79-80	769
11/21/17	MOREHEAD STATE	W	67-61	1012
11/28/17	at Western Illinois	L	77-90	589
12/2/17	at Ball State	L	64-83	3505
12/06/17	SIUE	L	81-82	809
12/10/17	at Purdue	L	61-86	13641

* = Horizon League game

Score by Periods	1st	2nd	Totals
IUPUI	252	305	557
Opponents	283	310	593

2016-2017 IUPUI STATISTICS

IUPUI Basketball IUPUI Combined Team Statistics (as of Mar 07, 2017) All games



RECORD:	OVERALL	HOME	AWAY	NEUTRAL
ALL GAMES	14-18	8-4	5-13	1-1
CONFERENCE	7-9	4-4	3-5	0-0
NON-CONFERENCE	7-9	4-0	2-8	1-1

#	Player	gp-gs	min	avg	Total		3-Point		F-Throw		Rebounds				pf	dq	a	to	blk	stl	pts	avg
					fg-fga	fg%	3fg-fga	3fg%	ft-fa	ft%	off	def	tot	avg								
00	COMBS, Darell	32-32	1030	32.2	187-441	.424	63-184	.342	100-134	.746	16	62	78	2.4	82	1	92	81	4	24	537	16.8
15	O'LEARY, Matt	32-32	956	29.9	161-320	.503	68-152	.447	54-74	.730	31	165	196	6.1	67	0	71	52	14	31	444	13.9
05	THOMAS, Kellon	32-32	890	27.8	92-265	.347	31-90	.344	90-100	.900	13	54	67	2.1	69	1	85	46	1	27	305	9.5
25	PATTERSON, Ron	32-10	757	23.7	107-242	.442	62-156	.397	21-30	.700	15	64	79	2.5	70	2	64	40	13	44	297	9.3
45	BRENNAN, Aaron	32-9	596	18.6	102-203	.502	27-57	.474	39-54	.722	27	85	112	3.5	76	4	26	30	10	16	270	8.4
24	HALL, Evan	30-23	596	19.9	96-163	.589	0-0	.000	35-89	.393	73	83	156	5.2	83	1	14	40	24	16	227	7.6
01	HENDERSON, T.J.	32-0	566	17.7	60-134	.448	30-75	.400	39-56	.696	10	40	50	1.6	58	1	52	38	5	32	189	5.9
22	McCALL, D.J.	32-22	678	21.2	51-120	.425	5-18	.278	45-77	.584	66	95	161	5.0	71	0	48	41	8	22	152	4.8
11	JAMES, Josh	32-0	243	7.6	18-39	.462	0-0	.000	13-17	.765	28	43	71	2.2	48	1	1	7	4	4	49	1.5
33	FRASER, Giovanni	15-0	82	5.5	6-14	.429	0-0	.000	6-14	.429	4	11	15	1.0	19	0	0	6	4	0	18	1.2
35	THOMAS, Noah	8-0	20	2.5	1-5	.200	0-1	.000	3-4	.750	1	3	4	0.5	6	0	0	7	0	0	5	0.6
12	HUDSON, Chad	10-0	23	2.3	1-4	.250	1-3	.333	1-4	.250	0	3	3	0.3	3	0	2	3	0	1	4	0.4
20	SINN, Grant	8-0	13	1.6	1-7	.143	1-7	.143	0-0	.000	1	0	1	0.1	3	0	0	0	0	0	3	0.4
Team											63	48	111				10					
Total.....		32	6450		883-1957	.451	288-743	.388	446-653	.683	348	756	1104	34.5	655	11	455	401	87	217	2500	78.1
Opponents.....		32	6451		860-1823	.472	227-628	.361	570-754	.756	297	832	1129	35.3	639	14	429	438	129	185	2517	78.7

TEAM STATISTICS	IUPUI	OPP
SCORING	2500	2517
Points per game	78.1	78.7
Scoring margin	-0.5	-
FIELD GOALS-ATT	883-1957	860-1823
Field goal pct	.451	.472
3 POINT FG-ATT	288-743	227-628
3-point FG pct	.388	.361
3-pt FG made per game	9.0	7.1
FREE THROWS-ATT	446-653	570-754
Free throw pct	.683	.756
F-Throws made per game	13.9	17.8
REBOUNDS	1104	1129
Rebounds per game	34.5	35.3
Rebounding margin	-0.8	-
ASSISTS	455	429
Assists per game	14.2	13.4
TURNOVERS	401	438
Turnovers per game	12.5	13.7
Turnover margin	+1.2	-
Assist/turnover ratio	1.1	1.0
STEALS	217	185
Steals per game	6.8	5.8
BLOCKS	87	129
Blocks per game	2.7	4.0
ATTENDANCE	12651	87359
Home games-Avg/Game	12-1054	18-3707
Neutral site-Avg/Game	-	2-10317

Score by Periods	1st	2nd	OT	Totals
IUPUI	1174	1305	21	2500
Opponents	1209	1294	14	2517

Date	Opponent		Score	Att.
11/11/16	at Eastern Kentucky	L	87-97	2300
11/13/16	at Michigan	L	65-77	10812
11/18/16	HOWARD	W	77-55	843
11/19/16	EASTERN MICHIGAN	W	83-71	863
11/22/16	at Marquette	L	79-104	11552
11/26/16	at SIUE	L	58-61	1028
11/30/16	at Illinois State	L	63-77	3717
12/03/16	at Ball State	W	73-62	2994
12/06/16	at Illinois	L	77-85	10536
12/10/16	at Miami	L	68-71	1268
12/12/16	URBANA	W	109-67	909
12/17/16	at Southern Utah	W	101-81	1012
12/20/16	at Northwestern	L	65-87	6452
12/28/16	MARIAN	W	81-60	1104
* 12/31/16	WESTERN ILLINOIS	W	89-71	1106
* 01/05/17	at North Dakota State	L	89-93	2728
* 01/07/17	at South Dakota	L	74-85	1908
* 01/11/17	OMAHA	L	71-79	842
* 01/14/17	at Oral Roberts	W	91-85	2595
* 01/18/17	SOUTH DAKOTA STATE	Wot	85-83	981
* 01/21/17	DENVER	L	74-78	1078
* 01/25/17	at Fort Wayne	L	73-103	1357
* 01/28/17	at Western Illinois	L	69-78	843
* 02/01/17	NORTH DAKOTA STATE	Wot	86-81	1098
* 02/08/17	at Omaha	W	89-78	1678
* 02/11/17	ORAL ROBERTS	L	68-74	1029
* 02/15/17	at South Dakota State	L	67-81	2333
* 02/19/17	at Denver	W	83-72	1612
* 02/23/17	FORT WAYNE	W	83-82	1543
* 02/25/17	SOUTH DAKOTA	L	85-92	1255
03/04/17	vs North Dakota State	W	76-57	9399
03/06/17	vs Omaha	L	62-90	11235

2017-2018 STATISTICAL SPLITS

Wins (2 total)

#	Player	gp-gs	min	avg	Total		3-Point		F-Throw		Rebounds				pf	dq	a	to	blk	stl	pts	avg
					fg-fga	fg%	3fg-fga	3fg%	ft-fita	ft%	off	def	tot	avg								
45	BRENNAN, Aaron	2-2	57	28.5	13-24	.542	2-8	.250	5-8	.625	2	11	13	6.5	3	0	5	5	2	2	33	16.5
01	HENDERSON, T.J.	2-2	52	26.0	5-11	.455	3-7	.429	8-10	.800	1	6	7	3.5	2	0	6	7	2	3	21	10.5
25	PATTERSON, Ron	2-2	60	30.0	7-16	.438	3-10	.300	2-2	1.000	1	3	4	2.0	5	0	4	3	2	3	19	9.5
00	MINNETT, Jaylen	2-1	53	26.5	5-7	.714	3-4	.750	3-3	1.000	0	0	0	0.0	6	0	4	3	0	1	16	8.0
40	BORGMAN, Evan	1-0	13	13.0	2-3	.667	0-1	.000	2-2	1.000	1	2	3	3.0	2	0	0	3	0	0	6	6.0
24	HALL, Evan	1-1	18	18.0	3-8	.375	0-0	.000	0-1	.000	1	0	1	1.0	3	0	0	1	0	1	6	6.0
32	GOSS, Elijah	2-0	31	15.5	4-10	.400	0-0	.000	4-4	1.000	5	11	16	8.0	5	0	0	1	3	0	12	6.0
31	KIRBY, Maurice	2-1	31	15.5	5-9	.556	0-0	.000	1-2	.500	1	10	11	5.5	3	0	1	2	0	1	11	5.5
22	McCALL, D.J.	2-1	48	24.0	4-8	.500	0-1	.000	3-6	.500	2	4	6	3.0	7	0	7	5	1	2	11	5.5
35	THOMAS, Noah	1-0	6	6.0	1-1	1.000	0-0	.000	2-2	1.000	1	3	4	4.0	3	0	0	0	1	0	4	4.0
12	HUDSON, Chad	1-0	12	12.0	0-1	.000	0-1	.000	3-4	.750	0	0	0	0.0	1	0	1	2	0	0	3	3.0
10	ROGERS, Nick	1-0	19	19.0	0-3	.000	0-2	.000	0-2	.000	0	2	2	2.0	3	0	2	0	0	1	0	0.0
Team											3	2	5					1				
Total.....		2	400		49-101	.485	11-34	.324	33-46	.717	18	54	72	36.0	43	0	30	33	11	14	142	71.0
Opponents.....		2	400		35-102	.343	9-44	.205	25-42	.595	24	39	63	31.5	42	0	13	41	8	12	104	52.0

Losses (6 total)

#	Player	gp-gs	min	avg	Total		3-Point		F-Throw		Rebounds				pf	dq	a	to	blk	stl	pts	avg
					fg-fga	fg%	3fg-fga	3fg%	ft-fita	ft%	off	def	tot	avg								
45	BRENNAN, Aaron	6-6	157	26.2	30-69	.435	6-22	.273	11-13	.846	10	13	23	3.8	19	1	10	8	4	6	77	12.8
25	PATTERSON, Ron	6-5	178	29.7	24-60	.400	13-38	.342	4-5	.800	3	12	15	2.5	9	0	14	8	3	8	65	10.8
01	HENDERSON, T.J.	6-3	173	28.8	16-43	.372	5-23	.217	21-26	.808	6	7	13	2.2	9	0	17	14	0	5	58	9.7
00	MINNETT, Jaylen	6-3	136	22.7	14-39	.359	10-26	.385	10-11	.909	5	6	11	1.8	11	0	8	8	0	4	48	8.0
22	McCALL, D.J.	5-4	142	28.4	15-34	.441	3-8	.375	4-7	.571	20	10	30	6.0	13	2	6	9	1	11	37	7.4
24	HALL, Evan	6-6	128	21.3	20-45	.444	0-0	.000	4-20	.200	8	18	26	4.3	17	0	5	10	5	1	44	7.3
31	KIRBY, Maurice	6-0	92	15.3	15-26	.577	0-0	.000	3-5	.600	10	17	27	4.5	11	0	6	9	0	3	33	5.5
10	ROGERS, Nick	4-3	92	23.0	8-16	.500	4-9	.444	2-2	1.000	0	2	2	0.5	10	0	12	11	1	2	22	5.5
32	GOSS, Elijah	6-0	85	14.2	10-22	.455	2-6	.333	5-5	1.000	6	14	20	3.3	9	0	4	5	0	4	27	4.5
12	HUDSON, Chad	2-0	9	4.5	1-1	1.000	0-0	.000	0-1	.000	0	1	1	0.5	5	0	1	0	0	0	2	1.0
40	BORGMAN, Evan	2-0	6	3.0	0-0	.000	0-0	.000	2-2	1.000	0	1	1	0.5	0	0	0	0	0	0	2	1.0
35	THOMAS, Noah	1-0	2	2.0	0-0	.000	0-0	.000	0-0	.000	0	0	0	0.0	0	0	0	0	0	0	0	0.0
Team											9	7	16		1			1				
Total.....		6	1200		153-355	.431	43-132	.326	66-97	.680	77	108	185	30.8	114	3	83	83	14	44	415	69.2
Opponents.....		6	1200		167-343	.484	60-198	.303	85-128	.664	55	143	198	33.0	88	2	88	85	23	26	480	80.0

Home (2-1)

#	Player	gp-gs	min	avg	Total		3-Point		F-Throw		Rebounds				pf	dq	a	to	blk	stl	pts	avg
					fg-fga	fg%	3fg-fga	3fg%	ft-fita	ft%	off	def	tot	avg								
45	BRENNAN, Aaron	3-3	88	29.3	21-40	.525	5-13	.385	11-16	.688	5	13	18	6.0	7	0	9	6	5	4	58	19.3
01	HENDERSON, T.J.	3-2	79	26.3	7-18	.389	3-12	.250	14-18	.778	3	7	10	3.3	3	0	10	8	2	4	31	10.3
25	PATTERSON, Ron	3-3	93	31.0	10-24	.417	5-17	.294	2-2	1.000	2	4	6	2.0	6	0	7	6	5	4	27	9.0
24	HALL, Evan	2-2	39	19.5	9-18	.500	0-0	.000	0-6	.000	3	2	5	2.5	7	0	1	2	2	1	18	9.0
22	McCALL, D.J.	3-2	78	26.0	8-13	.615	0-1	.000	3-7	.429	9	6	15	5.0	12	1	9	6	2	6	19	6.3
00	MINNETT, Jaylen	3-1	66	22.0	6-12	.500	3-8	.375	4-4	1.000	0	1	1	0.3	7	0	5	4	0	1	19	6.3
40	BORGMAN, Evan	1-0	13	13.0	2-3	.667	0-1	.000	2-2	1.000	1	2	3	3.0	2	0	0	3	0	0	6	6.0
31	KIRBY, Maurice	3-1	47	15.7	8-12	.667	0-0	.000	1-3	.333	1	14	15	5.0	5	0	2	3	0	1	17	5.7
32	GOSS, Elijah	3-0	36	12.0	5-12	.417	0-0	.000	4-4	1.000	6	11	17	5.7	6	0	0	1	3	0	14	4.7
35	THOMAS, Noah	1-0	6	6.0	1-1	1.000	0-0	.000	2-2	1.000	1	3	4	4.0	3	0	0	0	1	0	4	4.0
10	ROGERS, Nick	2-1	43	21.5	2-7	.286	1-4	.250	2-4	.500	0	2	2	1.0	4	0	7	1	0	1	7	3.5
12	HUDSON, Chad	1-0	12	12.0	0-1	.000	0-1	.000	3-4	.750	0	0	0	0.0	1	0	1	2	0	0	3	3.0
Team											4	3	7					1				
Total.....		3	600		79-161	.491	17-57	.298	48-72	.667	35	68	103	34.3	63	1	51	43	20	22	223	74.3
Opponents.....		3	599		62-149	.416	20-60	.333	42-67	.627	34	59	93	31.0	67	1	26	57	12	15	186	62.0

Road (0-5)

Road (0-5)					Total		3-Point		F-Throw		Rebounds													
#	Player	gp-gs	min	avg	fg-fga	fg%	3fg-fga	3fg%	ft-fita	ft%	off	def	tot	avg	pf	dq	a	to	blk	stl	pts	avg		
25	PATTERSON, Ron	5-4	145	29.0	21-52	.404	11-31	.355	4-5	.800	2	11	13	2.6	8	0	11	5	0	7	57	11.4		
45	BRENNAN, Aaron	5-5	126	25.2	22-53	.415	3-17	.176	5-5	1.000	7	11	18	3.6	15	1	6	7	1	4	52	10.4		
01	HENDERSON, T.J.	5-3	146	29.2	14-36	.389	5-18	.278	15-18	.833	4	6	10	2.0	8	0	13	13	0	4	48	9.6		
00	MINNETT, Jaylen	5-3	123	24.6	13-34	.382	10-22	.455	9-10	.900	5	5	10	2.0	10	0	7	7	0	4	45	9.0		
22	McCALL, D.J.	4-3	112	28.0	11-29	.379	3-8	.375	4-6	.667	13	8	21	5.3	8	1	4	8	0	7	29	7.3		
24	HALL, Evan	5-5	107	21.4	14-35	.400	0-0	.000	4-15	.267	6	16	22	4.4	13	0	4	9	3	1	32	6.4		
31	KIRBY, Maurice	5-0	76	15.2	12-23	.522	0-0	.000	3-4	.750	10	13	23	4.6	9	0	5	8	0	3	27	5.4		
10	ROGERS, Nick	3-2	68	22.7	6-12	.500	3-7	.429	0-0	.000	0	2	2	0.7	9	0	7	10	1	2	15	5.0		
32	GOSS, Elijah	5-0	80	16.0	9-20	.450	2-6	.333	5-5	1.000	5	14	19	3.8	8	0	4	5	0	4	25	5.0		
12	HUDSON, Chad	2-0	9	4.5	1-1	1.000	0-0	.000	0-1	.000	0	1	1	0.5	5	0	1	0	0	0	2	1.0		
40	BORGMAN, Evan	2-0	6	3.0	0-0	.000	0-0	.000	2-2	1.000	0	1	1	0.5	0	0	0	0	0	0	2	1.0		
35	THOMAS, Noah	1-0	2	2.0	0-0	.000	0-0	.000	0-0	.000	0	0	0	0.0	0	0	0	0	0	0	0	0.0		
Team											8	6	14		1			1						
Total.....			5	1000		123-295	.417	37-109	.339	51-71	.718	60	94	154	30.8	94	2	62	73	5	36	334	66.8	
Opponents			5	1000		140-266	.536	48-112	.438	78-103	.757	45	123	168	33.6	73	1	85	69	18	33	407	81.4	

2017-2018 POINTS-REBOUNDS-ASSISTS

Opponent	Date	Score	00	01	10	12	22	24	25
			MINNETT,JA	HENDERSON,	ROGERS,NIC	HUDSON,CHA	MCCALL,DJ	HALL,EVAN	PATTERSON,
at Bradley	11/11/17	53-68	L 5-2-1	10-3-3	DNP	0-1-0	DNP	11-7-1	16-2-1
ANDERSON	11/13/17	75-43	w 5-0-2	10-2-3	DNP	3-0-1	3-2-4	DNP	9-3-3
at Eastern Illinois	11/17/17	79-80	L 8-1-1	10-3-5	DNP	DNP	0-5-0	13-5-2	19-4-6
MOREHEAD STATE	11/21/17	67-61	w 11-0-2	11-5-3	0-2-2	DNP	8-4-3	6-1-0	10-1-1
at Western Illinois	11/28/17	77-90	L 12-4-2	7-2-2	4-0-4	DNP	25-8-1	4-6-0	5-2-2
at Ball State	12/2/17	64-83	L 8-0-1	11-1-2	5-1-2	DNP	0-6-2	4-3-0	14-3-1
SIUE	12/06/17	81-82	L 3-1-1	10-3-4	7-0-5	DNP	8-9-2	12-4-1	8-2-3
at Purdue	12/10/17	61-86	L 12-3-2	10-1-1	6-1-1	2-0-1	4-2-1	0-1-1	3-2-1

Opponent	Date	Score	31	32	35	40	45
			KIRBY,MAUR	GOSS,ELYJA	THOMAS,NOA	BORGMAN,EV	BRENNAN,AA
at Bradley	11/11/17	53-68	L 1-5-0	2-6-0	DNP	2-1-0	6-2-2
ANDERSON	11/13/17	75-43	w 9-9-1	8-12-0	4-4-0	6-3-0	18-6-3
at Eastern Illinois	11/17/17	79-80	L 0-4-2	4-0-1	DNP	DNP	25-7-2
MOREHEAD STATE	11/21/17	67-61	w 2-2-0	4-4-0	DNP	DNP	15-7-2
at Western Illinois	11/28/17	77-90	L 2-3-1	10-1-1	DNP	DNP	8-6-1
at Ball State	12/2/17	64-83	L 8-7-1	7-6-1	DNP	DNP	7-1-1
SIUE	12/06/17	81-82	L 6-4-1	2-1-0	DNP	DNP	25-5-4
at Purdue	12/10/17	61-86	L 16-4-1	2-6-1	0-0-0	0-0-0	6-2-0

2017-2018 INDIVIDUAL SUPERLATIVES

	IUPUI	Opponent
Points	25 - three times	27 - twice
Field Goals Made	12 - Aaron Brennan at E. Illinois (11/17/17)	11 - Carsen Edwards at Purdue (12/10/17)
Field Goals Attempted	20 - D.J. McCall at W. Illinois (11/28/17)	17 - Carsen Edwards at Purdue (12/10/17)
Highest FG Pct. (min. 5 made)	.706 (12-17) - Aaron Brennan at E. Illinois (11/17/17)	1.000 (5-5) - Trey Moses at Ball State (12/2/17)
3-Pt Field Goals Made	4 - Ron Patterson at Bradley (11/11/17)	7 - Terrell Lewis at E. Illinois (11/17/17)
3-Pt Field Goals Attempted	8 - twice	9 - twice
3-Pt FG Pct. (min. 3 made)	.600 (3-5) - twice	1.000 (3-3) - David McFarland vs. SIUE (12/6/17)
Free Throws Made	8 - T.J. Henderson vs. Morehead State (11/21/17)	7 - twice
Free Throws Attempted	10 - T.J. Henderson vs. Morehead State (11/21/17)	13 - Jajuan Starks at E. Illinois (11/17/17)
Free Throw Pct. (min. 5 made)	.800 (8-10) - T.J. Henderson vs. Morehead St. (11/21/17)	1.000 (7-7) - Jalen Morgan at W. Illinois (11/28/17)
Offensive Rebounds	7 - D.J. McCall vs. SIUE (12/6/17)	4 - four times
Defensive Rebounds	8 - twice	8 - twice
Total Rebounds	12 - Elyjah Goss vs. Anderson (11/13/17)	12 - Vincent Edwards at Purdue (12/10/17)
Assists	6 - Ron Patterson at E. Illinois (11/17/17)	8 - Kobe Webster at W. Illinois (11/28/17)
Turnovers	4 - six times	7 - Cole Hartman vs. Anderson (11/13/17)
Blocked Shots	3 - three times	5 - Brandon Gilbeck at W. Illinois (11/28/17)
Steals	4 - twice	3 - twice
Minutes Played (regulation game)	38 - twice	40 - Kobe Webster at W. Illinois (11/28/17)
Minutes Played (OT game)		

2017-2018 GAME-BY-GAME LEADERS / STARTING FIVES

Opponent	Starting 5	Points	Rebounds	Assists	Blocks	Steals
Carroll University #	Minnett-Henderson-Patterson-Hall-Brennan	Brennan (15)	Kirby (9)	Henderson (4)	Kirby (3)	Henderson (6)
at Bradley	Minnett-Henderson-Patterson-Hall-Brennan	Patterson (16)	Hall (7)	Henderson (3)	Hall (1)	Henderson (2)
Anderson	Minnett-Henderson-Patterson-Kirby-Brennan	Brennan (18)	Goss (12)	McCall (4)	Goss (3)	Henderson (3)
at Eastern Illinois	Minnett-Henderson-Patterson-Hall-Brennan	Brennan (25)	Brennan (7)	Patterson (6)	---	Patterson (2)
Morehead State	Henderson-McCall-Patterson-Hall-Brennan	Brennan (15)	Brennan (7)	2 tied w/ (3)	2 tied w/ (1)	McCall (2)
at Western Illinois	Henderson-McCall-Patterson-Hall-Brennan	McCall (25)	McCall (8)	Rogers (4)	w tied w/ (1)	2 tied w/ (2)
at Ball State	Minnett-Rogers-McCall-Hall-Brennan	Patterson (14)	Kirby (7)	3 tied w/ (2)	Rogers (1)	2 tied w/ (3)
SIUE	Henderson-Rogers-Patterson-Hall-Brennan	Brennan (25)	McCall (9)	Rogers (5)	2 tied w/ (3)	McCall (4)
at Purdue	Rogers-McCall-Patterson-Hall-Brennan	Kirby (16)	Goss (6)	Minnett (2)	Hall (1)	McCall (4)
at Washington St.						
at Gonzaga						
IU Kokomo						
at Northern Ky.						
at Wright State						
at Green Bay						
UIC						
Milwaukee						
Green Bay						
Detroit Mercy						
at Cleveland State						
at Y'town State						
at UIC						
at Detroit Mercy						
at Oakland						
Cleveland State						
Y'town State						
at Milwaukee						
Oakland						
Wright State						
Northern Ky.						
HL 1st Rd.						
HL 2nd Rd.						
HL 3rd Rd.						
HL Semis						
HL Finals						

2017-2018 COMPARISON STATISTICS

Opponent	1st	2nd	Score	Mar	Total FG	FG Pct	3-Pointers	3FG Pct	Free Throws	FT Pct	Rebounds	Assist	T/Over	Block	Steal	Fouls
Bradley	19/28	34/40	53-68	(15)	15-53/25-56	.283/.446	6-20/12-21	.300/.571	17-20/6-12	.850/.500	35/39 (4)	8/20	12/14	1/3	6/4	17/20
ANDERSON	41/21	34/22	75-43	+32	29-56/13-51	.518/.255	6-18/4-24	.333/.167	11-14/13-24	.786/.542	41/32 +9	17/6	19/23	9/4	9/8	21/17
Eastern Illinois	41/38	38/42	79-80	(1)	34-57/24-47	.596/.511	8-17/9-20	.471/.450	3-7/23-31	.429/.742	29/26 +3	19/12	15/10	0/1	5/8	20/13
MOREHEAD STATE	32/25	35/36	67-61	+6	20-45/22-51	.444/.431	5-16/5-20	.313/.250	22-32/12-18	.688/.667	31/31 -	13/7	14/18	2/4	5/4	22/25
Western Illinois	24/48	53/42	77-90	(13)	29-73/29-48	.397/.604	9-30/10-17	.300/.588	10-18/22-26	.556/.846	34/37 (3)	14/14	10/17	2/8	8/3	21/14
Ball State	23/41	41/42	64-83	(19)	22-58/31-58	.379/.534	7-21/10-28	.333/.357	13-15/11-17	.867/.647	30/36 (6)	11/19	18/15	1/4	10/7	18/15
SIUE	41/42	40/40	81-82	(1)	30-60/27-47	.500/.574	6-23/11-16	.261/.688	15-26/17-25	.577/.680	31/30 +1	21/13	10/16	9/4	8/3	20/25
Purdue	31/40	30/46	61-86	(25)	23-54/31-57	.426/.544	7-21/8-26	.333/.308	8-11/16-17	.727/.941	26/30 (4)	10/20	18/13	1/3	7/11	18/11

Note: Game totals are displayed in the format TEAM/OPPONENT for each category

2017-2018 TEAM SUPERLATIVES

<i>IUPUI High</i>	<i>IUPUI Low</i>	<i>Statistical Category</i>	<i>Opponent High</i>	<i>Opponent Low</i>
81 vs. SIUE (12/6/17)	53 at Bradley (11/11)	Points	90 at W. Illinois (11/28)	43 vs. Anderson (11/13)
41 - three times	19 at Bradley (11/11)	First Half Points	48 at W. Illinois (11/28)	21 vs. Anderson (11/13)
53 at W. Illinois (11/28)	30 at Purdue (12/10)	Second Half Points	46 at Purdue (12/10)	22 vs. Anderson (11/13))
34 at E. Illinois (11/17)	15 at Bradley (11/11)	Field Goals	31 - twice	13 vs. Anderson (11/13)
73 at W. Illinois (11/28)	45 vs. Morehead St. (11/21)	Field Goal Attempts	58 at Ball State (12/2)	47 - twice
.596 at E. Illinois (11/17)	.283 at Bradley (11/11)	FG Percentage	.604 at W. Illinois (11/28)	.255 vs. Anderson (11/13)
9 at W. Illinois (11/28)	5 vs. Morehead St. (11/21)	3-Point Field Goals	12 at Bradley (11/11)	4 vs. Anderson (11/13)
30 at W. Illinois (11/28)	16 vs. Morehead St. (11/21)	3-Point Field Goal Att.	28 at Ball State (12/2)	16 vs. SIUE (12/6/17)
.471 at E. Illinois (11/17)	.261 vs. SIUE (12/6/17)	3-Point FG Percentage	.688 vs. SIUE (12/6/17)	.167 vs. Anderson (11/13)
22 vs. Morehead St. (11/21)	3 at E. Illinois (11/17)	Free Throws	23 at E. Illinois (11/17)	6 at Bradley (11/11)
32 vs. Morehead St. (11/21)	7 at E. Illinois (11/17)	Free Throw Attempts	31 at E. Illinois (11/17)	12 at Bradley (11/11)
.867 at Ball State (12/2)	.429 at E. Illinois (11/17)	Free Throw Percentage	.941 at Purdue (12/10)	.500 at Bradley (11/11)
18 at W. Illinois (11/28)	8 - twice	Offensive Rebounds	14 vs. Anderson (11/13)	6 at W. Illinois (11/28)
31 vs. Anderson (11/13)	14 vs. SIUE (12/6/17)	Defensive Rebounds	31 at W. Illinois (11/28)	16 at E. Illinois (11/17)
41 vs. Anderson (11/13)	26 at Purdue (12/10)	Total Rebounds	39 at Bradley (11/11)	26 at E. Illinois (11/17)
22 vs. Morehead St. (11/21)	17 at Bradley (11/11)	Fouls	25 - twice	11 at Purdue (12/10)
21 vs. SIUE (12/6/17)	8 at Bradley (11/11)	Assists	20 - twice	6 vs. Anderson (11/13)
19 vs. Anderson (11/13)	10 - twice	Turnovers	23 vs. Anderson (11/13)	10 at E. Illinois (11/17)
9 - twice	0 at E. Illinois (11/17)	Blocked Shots	8 at W. Illinois (11/28)	1 at E. Illinois (11/17)
10 at Ball State (12/2)	5 - twice	Steals	11 at Purdue (12/10)	3 - twice

HEAD COACH JASON GARDNER



Jason Gardner was named the eighth head coach in IUPUI men's basketball program's history on April 2, 2014. Gardner, the 1999 winner of the Indiana Mr. Basketball Award, spent a year on the University of Memphis bench and two seasons at Loyola prior to that.

In his first season on the Jaguars' bench, he guided IUPUI to 10 wins, more than tripling the program's Division I win total from a year prior. His hiring paid immediate dividends on the recruiting trail, as he immediately inked five Division I transfers, four of whom were former in-state standouts.

In year two, Gardner led the Jags to a 13-win season against one of the nation's stiffest schedules, including a 9-7 mark in league play and a finish in the top half of the league standings. He upped his program's win total to 14 in his third year while coaching the program's first Academic All-American (Matt O'Leary).

Gardner has shown he's a proven recruiter, inking talent, both through high school signees, transfers and graduate transfers.

While at Memphis, Gardner helped the Tigers to a 24-10 record as Shaq Goodwin and Joe Jackson earned All-Conference accolades. In addition, Memphis forward Austin Nichols was a unanimous selection to the American Athletics Conference All-Rookie Team after averaging 9.1 points and 4.2 boards per game. Gardner was a college teammate of current Memphis Head Coach Josh Pastner at Arizona.

Prior to coming to Memphis, Gardner was an assistant under Porter Moser at Loyola, helping the Ramblers to an eight-game improvement from 2011-12 to 2012-13. He coached Ben Averkamp to All-Horizon League accolades for two straight seasons, while Loyola point guard Cully Payne was a Bob Cousy Award nominee. He also helped recruit one of the top signing classes in the Horizon League prior to the 2012-13 season. Gardner's coaching career began in 2010 when he served as an assistant at nearby Cathedral High School.

Gardner's racked up numerous accolades during his prestigious high school, college and professional playing careers. He was a 1999 McDonald's and Parade All-American while at North Central High School, finishing his prep career with a school record 1,669 points. He was a two-time Gatorade Circle of Champions Indiana Player of the Year and was named the 1998-99 Indianapolis County Player of the Year by The Indianapolis Star and Indianapolis News. His senior season, he helped NCHS to the IHSAA 4A state championship and Tournament of Champions title while averaging 22.6 points, 4.7 rebounds, 4.0 assists and 3.0 steals per game.

The 5-foot-10 point guard was recruited to the University of Arizona by legendary Head Coach Lute Olsen, where he was a four-year All-American for the Wildcats. He was the 2002-03 Naismith National Player of the Year and Lowe's Senior CLASS award recipient. He was the 2000 consensus National Freshman of the Year and closed his career as one of four players in Pac-12 history with 1,500 points, 500 assists and 200 steals for a career. He helped lead Arizona to two Pac-12 regular season titles (2000, 2003) and four consecutive NCAA Tournament berths. The Wildcats made three Sweet Sixteens (2001, 2002, 2003), two Elite Eights (2001, 2003) and were the NCAA national runner-up in 2001. All total, Arizona won 107 games during Gardner's four seasons and he still holds school records for games started (135) and minutes played (4,825), while ranking third in school history with 1,984 career points. He also finished second in threes made (318) and fourth in assists (622). He earned his degree from the university in 2011 in disciplinary studies.

Gardner later played professionally overseas for more than eight years, primarily in Germany. In 2009, he was named MVP of German Basketball Bundesliga after helping Oldenburg to the league crown, averaging 13.7 points, 4.0 assists and 3.0 boards per game. He was a two-time Basketball Bundesliga All-Star, including starting the 2007 game.

Gardner is married to the former Jacquelyn Maxberry and the couple has four children, Jasper, Jason Jr., Jacob and Jackson.



THE GARDNER FILE

School: Arizona, '11

Seasons with IUPUI: fourth season

Career Record:..... 39-63 (4th year)

Coaching Experience:

..... 2014-pres., Head Coach, IUPUI

..... 2013-14, Assistant Coach, Memphis

..... 2011-13, Assistant Coach, Loyola (Ill.)

..... 2010-11, Assistant Coach, Cathedral H.S.



IUPUI PLAYER CAREER STATS

BRENNAN, Aaron

Season	gp-gs	min/avg	Total		3-Point		F-Throws		Rebounds											Scoring	
			fg-fga	pct	fg-fga	pct	ft-fita	pct	off	def	tot	avg	pf	fo	ast	to	blk	stl	pts	avg	
2014-15	28-24	585/20.9	71-136	.522	3-8	.375	33-46	.717	36	52	88	3.1	72	1	27	44	7	21	178	6.4	
2015-16	32-9	569/17.8	55-144	.382	1-9	.111	26-31	.839	37	78	115	3.6	68	0	33	31	11	12	137	4.3	
2016-17	32-9	596/18.6	102-203	.502	27-57	.474	39-54	.722	27	85	112	3.5	76	4	26	30	10	16	270	8.4	
2017-18	8-8	214/26.8	43-93	.462	8-30	.267	16-21	.762	12	24	36	4.5	22	1	15	13	6	8	110	13.8	
TOTAL	100-50	1964/19.6	271-576	.470	39-104	.375	114-152	.750	112	239	351	3.5	238	6	101	118	34	57	695	7.0	

HALL, Evan

			Total		3-Point		F-Throws		Rebounds											Scoring	
Season	gp-gs	min/avg	fg-fga	pct	fg-fga	pct	ft-fita	pct	off	def	tot	avg	pf	fo	ast	to	blk	stl	pts	avg	
2015-16	23-11	383/16.7	50-97	.515	1-1	1.000	19-47	.404	41	50	91	4.0	67	4	14	17	7	10	120	5.2	
2016-17	30-23	596/19.9	96-163	.589	0-0	.000	35-89	.393	73	83	156	5.2	83	1	14	40	24	16	227	7.6	
2017-18	7-7	146/20.9	23-53	.434	0-0	.000	4-21	.190	9	18	27	3.9	20	0	5	11	5	2	50	7.1	
TOTAL	60-41	1125/18.8	169-313	.540	1-1	1.000	58-157	.369	123	151	274	4.6	170	5	33	68	36	28	397	6.6	

HENDERSON, T.J.

			Total		3-Point		F-Throws		Rebounds										Scoring	
Season	gp-gs	min/avg	fg-fga	pct	fg-fga	pct	ft-fla	pct	off	def	tot	avg	pf	fo	ast	to	blk	stl	pts	avg
2015-16	32-2	522/16.3	49-130	.377	22-64	.344	27-39	.692	5	48	53	1.7	48	1	35	44	2	30	147	4.6
2016-17	32-0	566/17.7	60-134	.448	30-75	.400	39-56	.696	10	40	50	1.6	58	1	52	38	5	32	189	5.9
2017-18	8-5	225/28.1	21-54	.389	8-30	.267	29-36	.806	7	13	20	2.5	11	0	23	21	2	8	79	9.9
TOTAL	72-7	1313/18.2	130-318	.409	60-169	.355	95-131	.725	22	101	123	1.7	117	2	110	103	9	70	415	5.8

HUDSON, Chad

			Total		3-Point		F-Throws		Rebounds											Scoring	
Season	gp-gs	min/avg	fg-fga	pct	fg-fga	pct	ft-fta	pct	off	def	tot	avg	pf	fo	ast	to	blk	stl	pts	avg	
2016-17	10-0	23/2.3	1-4	.250	1-3	.333	1-4	.250	0	3	3	0.3	3	0	2	3	0	1	4	0.4	
2017-18	3-0	21/7.0	1-2	.500	0-1	.000	3-5	.600	0	1	1	0.3	6	0	2	2	0	0	5	1.7	
TOTAL	13-0	44/3.4	2-6	.333	1-4	.250	4-9	.444	0	4	4	0.3	9	0	4	5	0	1	9	0.7	

McCALL, D.J.

			Total		3-Point		F-Throws		Rebounds											Scoring	
Season	gp-gs	min/avg	fg-fga	pct	fg-fga	pct	ft-fla	pct	off	def	tot	avg	pf	fo	ast	to	blk	stl	pts	avg	
2014-15	31-15	664/21.4	52-124	.419	6-19	.316	39-61	.639	31	58	89	2.9	49	1	38	55	1	19	149	4.8	
2016-17	32-22	678/21.2	51-120	.425	5-18	.278	45-77	.584	66	95	161	5.0	71	0	48	41	8	22	152	4.8	
2017-18	7-5	190/27.1	19-42	.452	3-9	.333	7-13	.538	22	14	36	5.1	20	2	13	14	2	13	48	6.9	
TOTAL	70-42	1532/21.9	122-286	.427	14-46	.304	91-151	.603	119	167	286	4.1	140	3	99	110	11	54	349	5.0	

PATTERSON, Ron

			Total		3-Point		F-Throws		Rebounds										Scoring	
Season	gp-gs	min/avg	fg-fga	pct	fg-fga	pct	ft-fita	pct	off	def	tot	avg	pf	fo	ast	to	blk	stl	pts	avg
2016-17	32-10	757/23.7	107-242	.442	62-156	.397	21-30	.700	15	64	79	2.5	70	2	64	40	13	44	297	9.3
2017-18	8-7	238/29.8	31-76	.408	16-48	.333	6-7	.857	4	15	19	2.4	14	0	18	11	5	11	84	10.5
TOTAL	40-17	995/24.9	138-318	.434	78-204	.382	27-37	.730	19	79	98	2.5	84	2	82	51	18	55	381	9.5

THOMAS, Noah

			Total		3-Point		F-Throws		Rebounds										Scoring	
Season	gp-gs	min/avg	fg-fga	pct	fg-fga	pct	ft-fta	pct	off	def	tot	avg	pf	fo	ast	to	blk	stl	pts	avg
2016-17	8-0	20/2.5	1-5	.200	0-1	.000	3-4	.750	1	3	4	0.5	6	0	0	7	0	0	5	0.6
2017-18	2-0	8/4.0	1-1	1.000	0-0	.000	2-2	1.000	1	3	4	2.0	3	0	0	0	1	0	4	2.0
TOTAL	10-0	28/2.8	2-6	.333	0-1	.000	5-6	.833	2	6	8	0.8	9	0	0	7	1	0	9	0.9

IUPUI PLAYER CAREER-HIGHS (bold means occurred in 2017-18 season)

	#0 JAYLEN MINNETT	#1 T.J. HENDERSON	#10 NICK ROGERS	#12 CHAD HUDSON	#22 D.J. McCALL	#24 EVAN HALL	#25 RON PATTERSON	#31 MAURICE KIRBY	#32 ELYJAH GOSS	#35 NOAH THOMAS	#40 EVAN BORGMAN	#45 AARON BRENNAN
Points:	12 - 2x	16 (2/17/16)	8 - 2x	3 - 2x	25 (11/28/17)	21 (1/11/17)	19 - 2x	16 (12/10/17)	10 (11/28/17)	4 (11/13/17)	6 (11/13/17)	25 - 2x
Rebounds:	4 (11/28/17)	7 (3/6/16)	3 (12/21/15)	1 - 4x	13 (12/3/16)	11 - 2x	6 (12/12/16)	9 (11/13/17)	12 (11/13/17)	4 (11/13/17)	3 (11/13/17)	11 (3/4/17)
Assists:	2 - 4x	6 (11/26/16)	5 - 2x	1 - 4x	7 (12/28/16)	4 (12/12/16)	6 - 2x	2 - 2x	1 - 4x	---	---	4 - 3x
FG:	4 (11/28/17)	6 (2/17/16)	3 (1/22/16)	1 - 2x	9 (11/28/17)	9 (1/11/17)	8 (11/17/17)	8 (12/10/17)	4 (11/28/17)	1 - 2x	2 (11/13/17)	12 (11/17/17)
FGA:	10 (11/28/17)	10 - 2x	6 - 2x	2 (12/12/16)	20 (11/28/17)	13 (11/17/17)	15 (11/22/16)	12 (12/10/17)	8 (11/13/17)	2 - 2x	3 (11/13/17)	17 (11/17/17)
3FG:	3 (11/28/17)	3 - 4x	2 - 2x	1 (12/12/16)	3 - 2x	1 (11/13/15)	5 - 2x	---	1 - 2x	---	---	3 - 2x
3FGA:	6 (11/11/17)	6 - 5x	4 - 2x	2 (12/12/16)	7 (11/28/17)	1 (11/13/15)	9 - 2x	---	2 - 2x	1 (12/17/16)	1 (11/13/17)	6 - 2x
FT:	4 (12/10/17)	8 (11/21/17)	5 (11/18/15)	3 (11/13/17)	7 - 2x	8 (12/12/16)	3 - 2x	2 - 4x	4 (12/2/17)	2 - 2x	2 - 2x	6 - 2x
FTA:	4 (12/10/17)	10 (11/21/17)	6 - 2x	4 (11/13/17)	10 (12/29/14)	9 - 2x	6 (1/3/15)	4 (12/19/15)	4 (12/2/17)	2 - 3x	2 - 2x	8 - 2x
Blocks:	---	2 - 2x	1 - 2x	---	1 - 11x	3 - 3x	3 (12/6/17)	2 - 2x	3 (11/13/17)	1 (11/13/17)	---	3 - 2x
Steals:	3 (12/2/17)	4 - 2x	2 (12/2/17)	1 (11/18/16)	4 - 2x	2 - 6x	4 (11/22/16)	2 (12/10/17)	2 (11/28/17)	---	---	3 - 3x
Minutes:	37 (11/11/17)	38 (11/17/17)	24 (12/6/17)	12 (11/13/17)	38 (2/19/15)	33 (1/18/17)	38 (11/17/17)	23 (12/10/17)	23 (11/11/17)	6 (11/13/17)	13 (11/13/17)	35 (11/17/17)

LAST FOUR BOX SCORES

GAME #5 • WESTERN ILLINOIS 90, IUPUI 77 (MACOMB, ILL.)

IUPUI 77 • 2-3

#	Player		Total		3-Ptr	FT-FTA	Rebounds			PF	TP	A	TO	Blk	Stl	Min
			FG-FGA	FG-FGA			Off	Def	Tot							
24	HALL, Evan	f	2-4	0-0	0-4	1	5	6	1	4	0	0	1	0	1	18
45	BRENNAN, Aaron	f	3-11	0-6	2-2	4	2	6	4	8	1	4	1	1	1	28
01	HENDERSON, T.J.	g	2-9	1-6	2-3	0	2	2	2	7	2	2	0	1	1	27
22	McCALL, D.J.	g	9-20	3-7	4-6	6	2	8	0	25	1	0	0	2	35	35
25	PATTERSON, Ron	g	2-9	1-5	0-0	0	2	2	3	5	2	0	0	1	1	20
00	MINNETT, Jaylen	g	4-10	3-5	1-2	4	0	4	3	12	2	0	0	1	1	23
02	ROGERS, Nick	g	2-2	0-0	0-0	0	0	0	4	4	4	2	0	0	0	23
31	KIRBY, Maurice	g	1-3	0-0	0-0	1	2	3	2	2	1	2	0	0	0	12
32	GOSS, Elyjah	g	4-5	1-1	1-1	0	1	1	2	10	1	0	0	2	14	14
Team																
Totals			29-73	9-30	10-18	18	16	34	21	77	14	10	2	8	200	200

FG % 1st Half: 10-32 31.3% 2nd half: 19-41 46.3% Game: 29-73 39.7%
 3FG % 1st Half: 2-12 16.7% 2nd half: 7-18 38.9% Game: 9-30 30.0%
 FT % 1st Half: 2-6 33.3% 2nd half: 8-12 66.7% Game: 10-18 55.6%

Western Illinois 90 • 5-1

#	Player		Total		3-Ptr	FT-FTA	Rebounds			PF	TP	A	TO	Blk	Stl	Min
			FG-FGA	FG-FGA			Off	Def	Tot							
15	ANCRUM, Dalan	f	8-10	3-4	0-0	1	4	5	3	19	1	2	0	1	38	38
52	GILBECK, Brandon	c	3-7	0-0	1-3	2	6	8	5	7	2	3	5	0	27	27
10	WEBSTER, Kobe	g	10-14	5-7	2-2	0	2	2	2	27	8	1	0	0	40	40
32	USIOSEFE, Jeremiah	g	1-4	0-2	7-8	0	5	5	1	9	1	1	1	0	34	34
40	DUFF, C.J.	g	0-1	0-1	2-2	0	1	1	0	2	0	2	0	0	12	12
11	BRUSTER, Delo	g	3-4	1-1	3-4	0	3	3	1	10	1	2	0	1	26	26
22	MORGAN, Jalen	g	3-6	0-0	7-7	2	2	4	0	13	0	2	2	0	16	16
35	JOHNSON, Issac	g	1-2	1-2	0-0	0	2	2	2	3	1	1	0	1	7	7
Team																
Totals			29-48	10-17	22-26	6	31	37	14	90	14	17	8	3	200	200

FG % 1st Half: 17-25 68.0% 2nd half: 12-23 52.2% Game: 29-48 60.4%
 3FG % 1st Half: 6-11 54.5% 2nd half: 4-6 66.7% Game: 10-17 58.8%
 FT % 1st Half: 8-9 88.9% 2nd half: 14-17 82.4% Game: 22-26 84.6%

Officials: Dan Dorian, Shane Staggs, Michael Swoboda
 Technical fouls: IUPUI-None. Western Illinois-None.
 Attendance: 589

Score by periods	1st	2nd	Total
IUPUI	24	53	77
Western Illinois	48	42	90

Last FG - IUPUI 2nd-01:17, WIU 2nd-00:35.
 Largest lead - IUPUI by 2 1st-19:13, WIU by 28 2nd-08:21.
 IUPUI led for 03:03. WIU led for 34:54. Game was tied for 02:03.

Points	In	Off	2nd	Fast	Bench
IUPUI	34	22	20	10	28
WIU	32	11	3	0	26

Score tied - 1 time.
 Lead changed - 1 time.

GAME #6 • BALL STATE 83, IUPUI 64 (MUNCIE, IND.)

IUPUI 64 • 2-4

#	Player		Total		3-Ptr	FT-FTA	Rebounds			PF	TP	A	TO	Blk	Stl	Min
			FG-FGA	FG-FGA			Off	Def	Tot							
24	HALL, Evan	f	2-8	0-0	0-2	1	2	3	4	4	0	2	0	0	0	19
45	BRENNAN, Aaron	f	3-11	1-3	0-0	0	1	1	2	7	1	0	0	1	1	24
00	MINNETT, Jaylen	g	2-4	2-3	2-2	0	0	0	4	8	1	3	0	3	18	18
02	ROGERS, Nick	g	2-4	1-3	0-0	0	1	1	4	5	2	4	1	2	23	23
22	McCALL, D.J.	g	0-2	0-1	0-0	3	3	6	0	0	2	3	0	1	1	30
01	MINNETT, Jaylen	g	4-8	0-3	3-3	1	0	1	1	11	2	3	0	0	24	24
25	PATTERSON, Ron	g	5-10	2-6	2-2	0	3	3	1	14	1	2	0	3	29	29
31	KIRBY, Maurice	g	3-5	0-0	2-2	3	4	7	2	8	1	1	0	0	15	15
32	GOSS, Elyjah	g	1-6	1-2	4-4	2	4	6	0	7	1	0	0	0	18	18
Team																
Totals			22-58	7-21	13-15	10	20	30	18	64	11	18	1	10	200	200

FG % 1st Half: 9-31 29.0% 2nd half: 13-27 48.1% Game: 22-58 37.9%
 3FG % 1st Half: 2-9 22.2% 2nd half: 5-12 41.7% Game: 7-21 33.3%
 FT % 1st Half: 3-5 60.0% 2nd half: 10-10 100.0% Game: 13-15 86.7%

Ball State 83 • 4-4

#	Player		Total		3-Ptr	FT-FTA	Rebounds			PF	TP	A	TO	Blk	Stl	Min
			FG-FGA	FG-FGA			Off	Def	Tot							
14	MALLERS, Kyle	f	4-8	2-4	2-2	4	7	11	0	12	0	1	0	1	24	24
25	TEAGUE, Tahjai	f	6-8	0-1	2-2	1	6	7	1	14	1	3	2	1	24	24
01	WALKER, Jontrell	g	3-5	1-3	0-0	0	1	1	2	7	3	1	0	0	25	25
02	PERSONS, Tayler	g	5-9	1-3	0-0	0	4	4	4	11	5	2	0	1	27	27
34	SELLERS, Sean	g	3-6	3-6	2-2	0	1	1	1	11	2	1	0	0	26	26
00	KIAPWAY, Francis	g	1-3	1-3	2-3	1	0	1	2	5	0	2	0	1	12	12
05	EL-AMIN, Ishmael	g	3-10	1-4	1-2	0	2	2	1	8	4	1	0	0	24	24
15	GUINN, Zach	g	0-1	0-1	0-2	0	3	3	2	0	2	3	0	1	11	11
22	TYLER, Jeremie	g	1-3	1-3	0-0	0	0	0	0	3	0	0	0	0	7	7
24	MOSES, Trey	g	5-5	0-0	2-4	3	2	5	2	12	2	1	2	2	20	20
Team																
Totals			31-58	10-28	11-17	9	27	36	15	83	19	15	4	7	200	200

FG % 1st Half: 17-31 54.8% 2nd half: 14-27 51.9% Game: 31-58 53.4%
 3FG % 1st Half: 5-15 33.3% 2nd half: 5-13 38.5% Game: 10-28 35.7%
 FT % 1st Half: 2-2 100.0% 2nd half: 9-15 60.0% Game: 11-17 64.7%

Officials: Courtney Green, Dan Dorian, Jeff Spedoske
 Technical fouls: IUPUI-None. Ball State-PERSONS, Tayler.
 Attendance: 3505

Score by periods	1st	2nd	Total
IUPUI	23	41	64
Ball State	41	42	83

Points	In	Off	2nd	Fast	Bench
IUPUI	28	15	6	6	40
BSU	40	19	14	4	28

Last FG - IUPUI 2nd-01:23, BSU 2nd-01:30.
 Largest lead - IUPUI by 1 1st-14:14, BSU by 28 2nd-14:26.
 IUPUI led for 00:19. BSU led for 38:51. Game was tied for 00:50.

Score tied - 0 times.
 Lead changed - 2 times.

GAME #7 • SIUE 82, IUPUI 81 (INDIANA FARMERS COLISEUM)

SIUE 82 • 2-6

#	Player		Total		3-Ptr	FT-FTA	Rebounds			PF	TP	A	TO	Blk	Stl	Min
			FG-FGA	FG-FGA			Off	Def	Tot							
24	HENRY, Jalen	f	8-11	2-2	3-5	2	7	9	5	21	1	1	0	0	23	23
45	SIMMONS, Keenan	f	2-5	0-0	2-2	2	2	4	4	6	0	0	3	0	33	33
13	ELLIS, Christian	g	4-6	2-2	0-2	1	2	3	10	4	6	0	0	0	22	22
15	McFARLAND, David	g	4-5	3-3	4-6	1	1	2	3	15	3	2	0	1	14	14
25	MCCOY, Jaylen	g	3-5	2-3	1-2	0	2	2	3	9	2	0	0	1	33	33
01	JACKSON, D.J.	g	1-1	0-0	1-1	0	1	1	2	3	1	0	0	0	21	21
03	KINCHEN, Daniel	g	4-12	2-6	6-6	0	2	2	2	16	2	5	0	1	33	33
10	AWET, Bill	g	0-0	0-0	0-1	0	1	1	1	0	0	1	1	0	11	11
32	JACKSON, Brandon	g	1-2	0-0	0-0	0	1	1	2	2	0	1	0	0	10	10
Team																
Totals			27-47	11-16	17-25	10	20	30	25	82	13	16	4	3	200	200

FG % 1st Half: 14-22 63.6% 2nd half: 13-25 52.0% Game: 27-47 57.4%
 3FG % 1st Half: 5-6 83.3% 2nd half: 6-10 60.0% Game: 11-16 68.8%
 FT % 1st Half: 9-13 69.2% 2nd half: 8-12 66.7% Game: 17-25 68.0%

IUPUI 81 • 2-5

#	Player		Total		3-Ptr	Rebounds					PF	TP	A	TO	Blk	Stl	Min
			FG-FGA	FG-FGA	FT-FTA	Off	Def	Tot									
24	HALL, Evan	f	6-10	0-0	0-5	2	2	4	4	12	1	1	2	0		21	
45	BRENNAN, Aaron	f	8-16	3-5	6-8	3	2	5	4	25	4	1	3	2	31		
10	ROGERS, Nick	g	2-4	1-2	2-2	0	0	0	1	7	5	1	0	0	24		
22	MCALL, D.J.	f	4-5	0-0	0-1	7	2	9	5	8	2	1	1	4	30		
25	PATTERSON, Ron	g	3-8	2-7	0-0	1	1	2	1	8	3	3	1	1	33		
01	MINNETT, Jaylen	f	1-5	0-4	1-1	0	1	1	1	3	1	1	0	0	13		
00	HENDERSON, T.J.	f	2-7	0-5	6-8	2	1	3	1	10	4	1	0	1	27		
31	KIRBY, Maurice	f	3-3	0-0	0-1	0	4	4	2	6	1	1	0	0	16		
32	GOSS, Elijah	f	1-2	0-0	0-0	1	0	1	1	2	0	0	0	0	5		
Team						1	1	2									
Totals			30-60	6-23	15-26	17	14	31	20	81	21	10	9	8	200		
FG % 1st Half: 15-31			48.4%	2nd half: 15-29	51.7%	Game: 30-60		50.0%	Deadball Rebounds 4								
3FG % 1st Half: 4-13			30.8%	2nd half: 2-10	20.0%	Game: 6-23		26.1%									
FT % 1st Half: 7-11			63.6%	2nd half: 8-15	53.3%	Game: 15-26		57.7%									